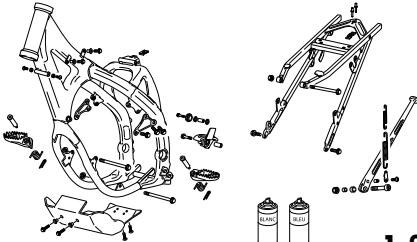
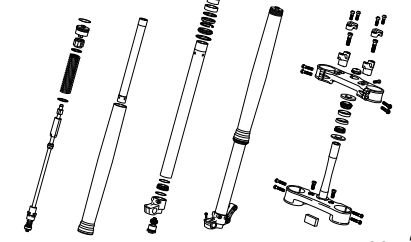
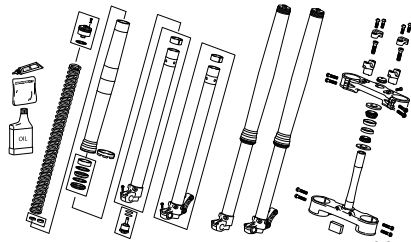
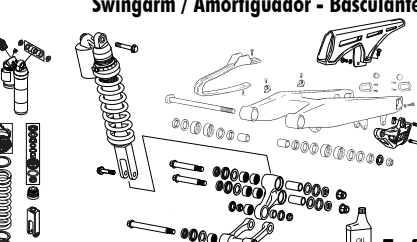
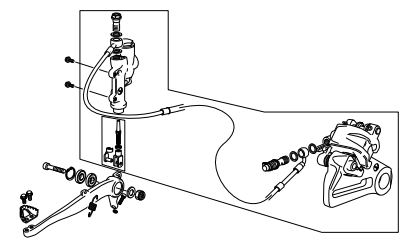
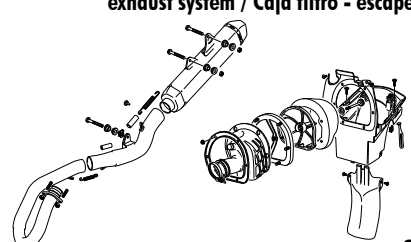
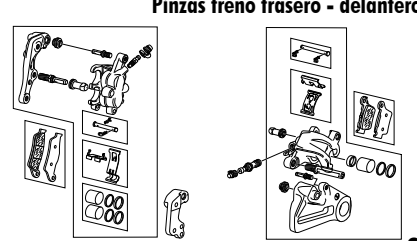
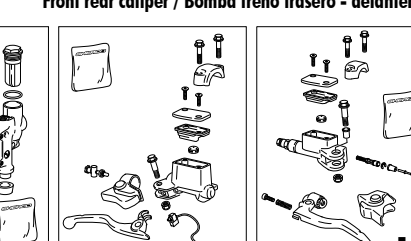
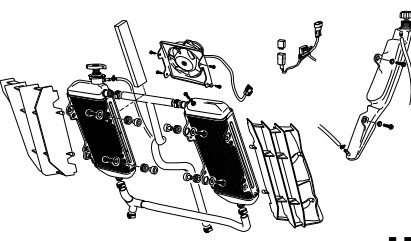
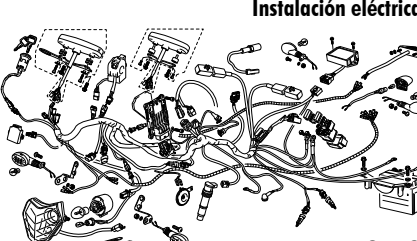
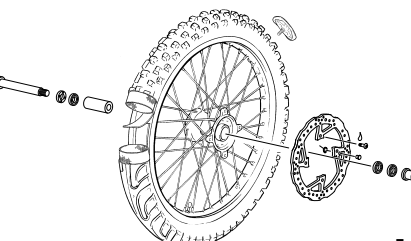
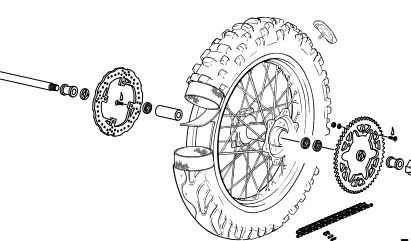
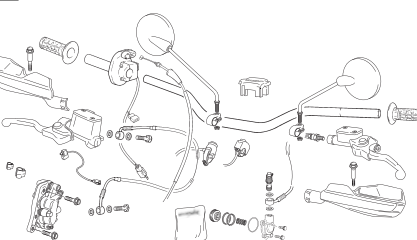
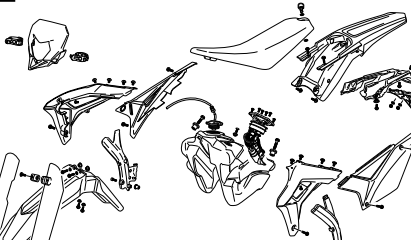

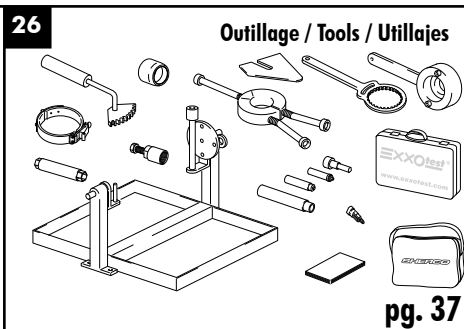
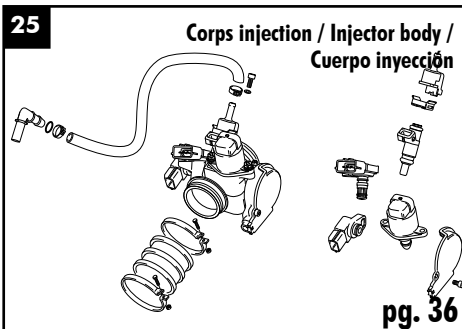
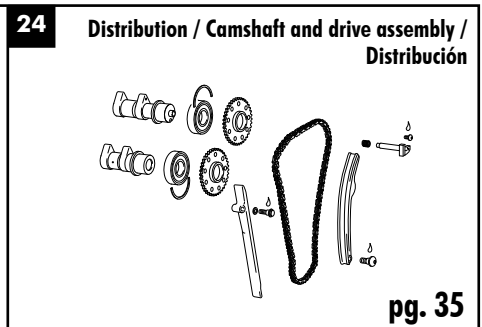
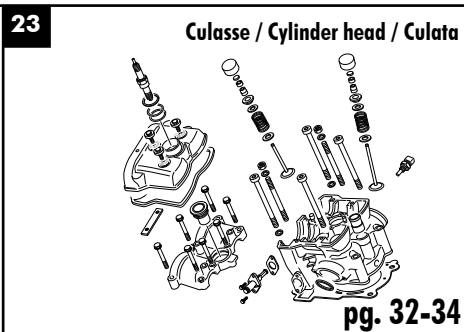
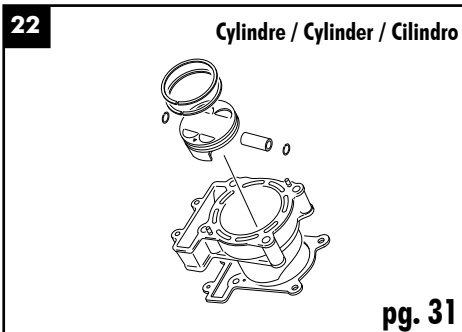
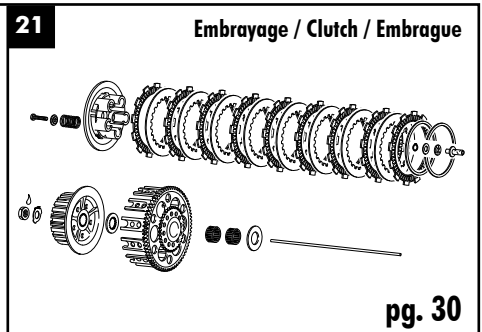
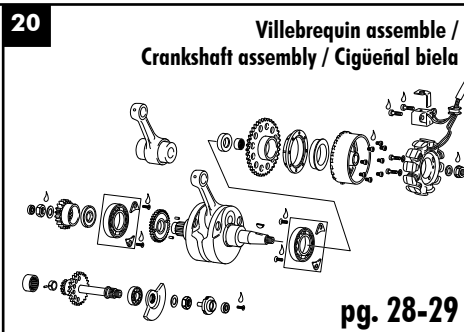
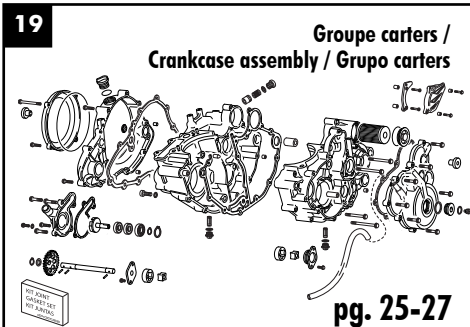
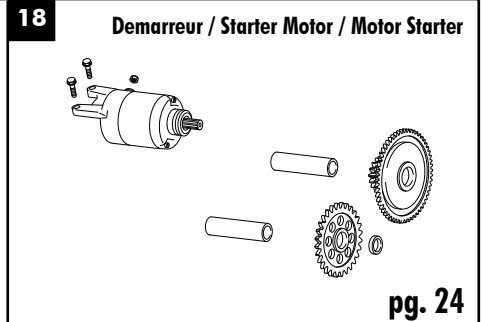
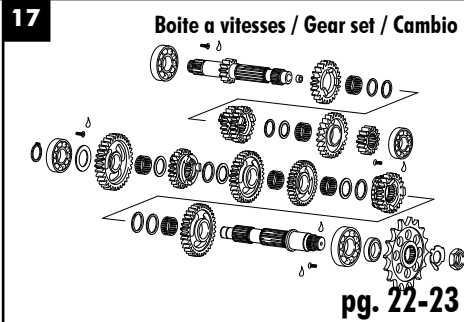
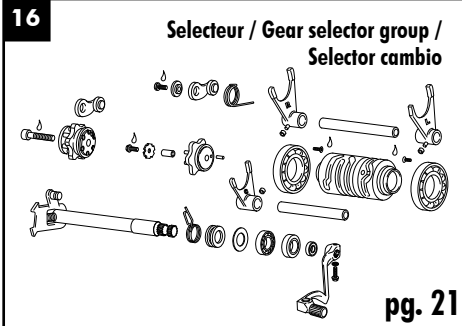


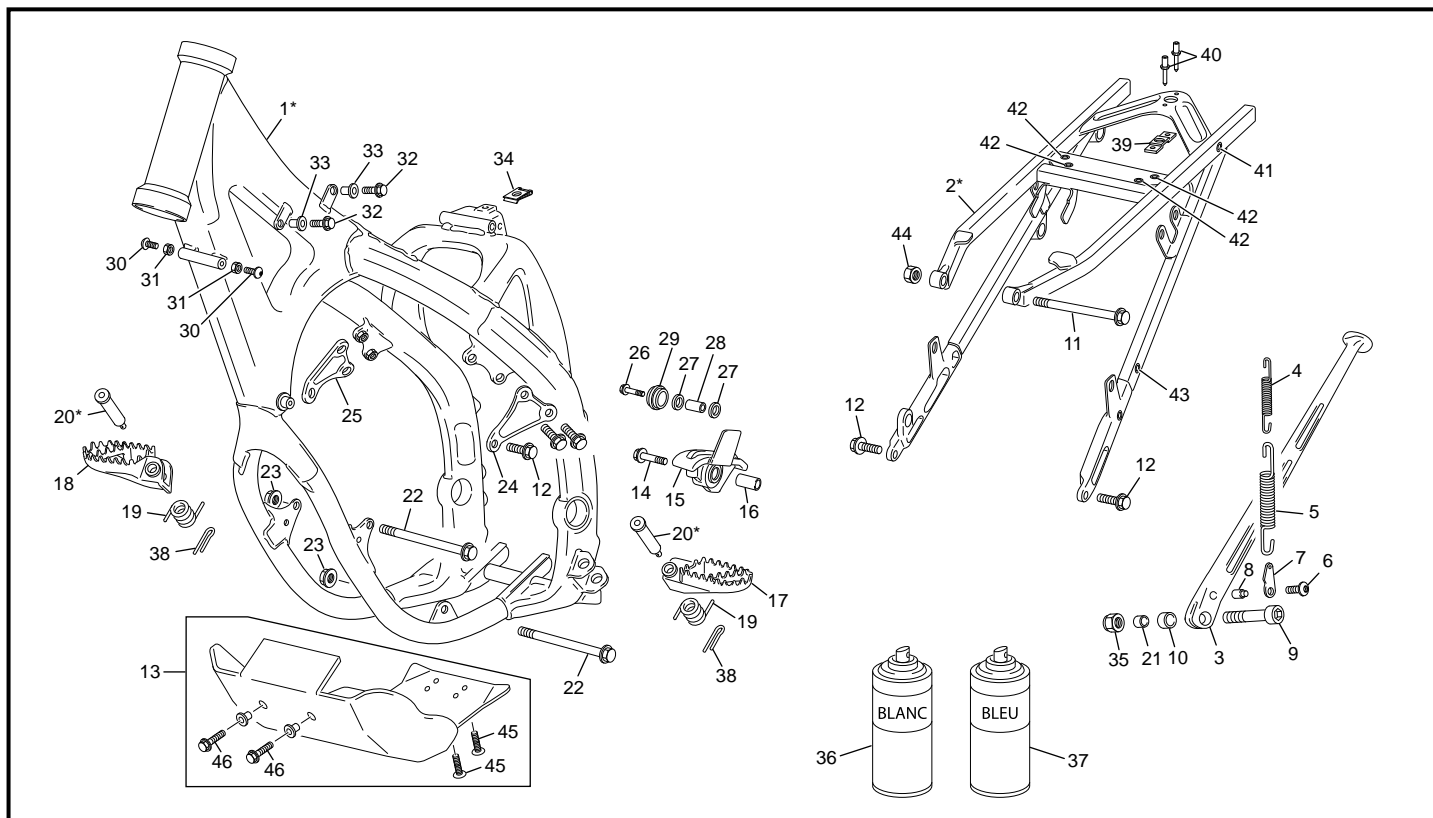
Spare part's book **18**
250 SEF-R
300 SEF-R

SHERCO
Motorcycles

<p>1 Cadre / Frame / Chasis</p>  <p>pg. 1-2</p>	<p>2 Fourche / Fork / Horquilla SACHS</p>  <p>pg. 3</p>	<p>3 Fourche / Fork / Horquilla WP</p>  <p>pg. 4</p>
<p>4 Amortisseur - Bras oscillant / Rear Shock - Swingarm / Amortiguador - Basculante</p>  <p>pg. 5-6</p>	<p>5 Frein arrière / Rear brake / Freno trasero</p>  <p>pg. 7</p>	<p>6 Boîte filtre - échappement / Air filter box - exhaust system / Caja filtro - escape</p>  <p>pg. 8</p>
<p>7 Etrier frein arrière-avant / Front rear caliper / Pinzas freno trasero - delantero</p>  <p>pg. 9</p>	<p>8 Maître cylindre frein avant - arrière / Master cylinder Front rear caliper / Bomba freno trasero - delantero</p>  <p>pg. 10</p>	<p>9 Radiateur / Radiator / Radiador</p>  <p>pg. 11</p>
<p>10 Faisceau électrique / Electrical system / Instalación eléctrica</p>  <p>pg. 12-13</p>	<p>11 Roue avant / Front wheel / Rueda delantera</p>  <p>pg. 14</p>	<p>12 Roue arrière / Rear wheel / Rueda trasera</p>  <p>pg. 15</p>
<p>13 Guidon / Handlebar / Manillar</p>  <p>pg. 16-17</p>	<p>14 Plastiques / Plastics / Plásticos</p>  <p>pg. 18-19</p>	<p>15 Adhesif / Sticker / Adhesivo</p>  <p>pg. 20</p>

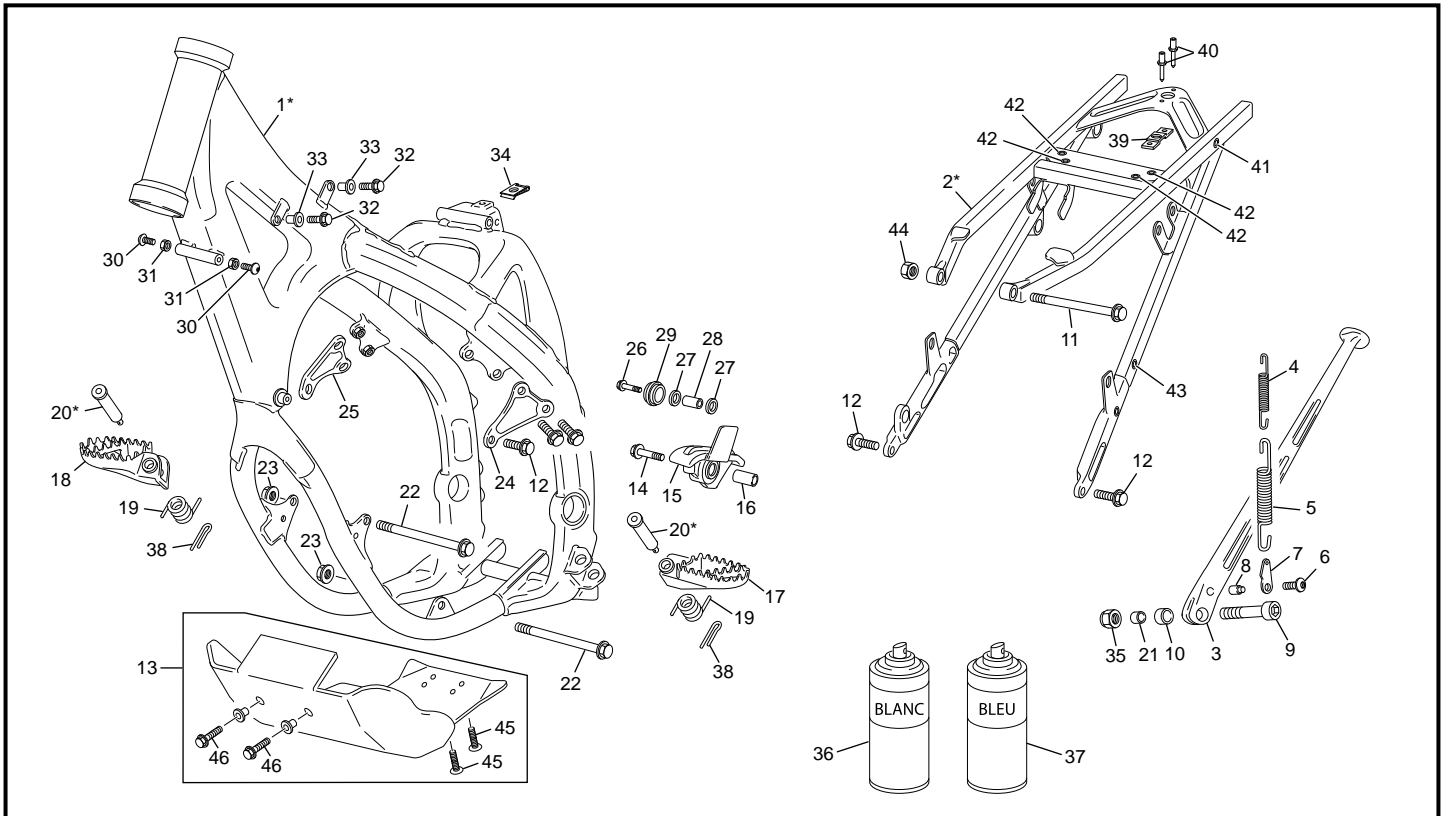


Cadre / Frame / Chasis



POS.	250 SE F-R / 300 SE F-R	FRANÇAIS	ENGLISH	ESPAÑOL
1	6509*	CADRE	FRAME	CHASIS
2	6507*	BERCEAU ARRIERE	REAR SUB FRAME	SOPORTE SILLÍN
3	3348	BEQUILLE	SIDE STAND	CABALLETE
4	3086	RESSORT DE BEQUILLE INT	STAND SPRING INT	MUELLE CABALLETE INT.
5	3085	RESSORT BEQUILLE EXT	STAND SPRING EXT	MUELLE CABALLETE EXT
6	M258	VIS BHC M5 X 16	SCREW BHC M5 X 16	TORNILLO BHC M5 X 16
7	3087	PLAQUE DE RETOUR BÉQUILLE	FIXING SIDE STAND PLATE	PLACA FIJACION CABALLETE
8	3450	ENTRET. PLAQUE DE RETOUR BÉQUILLE	SPACER PLATE SIDE STAND	CASQUILLO PLACA DE CABALLETE
9	3478	VIS CHC TÊTE BASSE M10X40	SCREW CHC M10X40	TORNILLO M10X40
10	3089	ENTRETOISE D'HOMOLOGATION	HOMOLOGATION SPACER	CASQUILLO DE HOMOLOGACION
11	4825	VIS CHC M8X120	SCREW CHC 8X120	TORNILLO CHC M8X120
12	3363	VIS THEP M8X20	SCREW THEP M8X20	TORNILLO THEP M8X20
13	4525	SABOT PLASTIQUE CRD	SKID PLATE PLASTIC CRD	PROTECTOR CARTER PLASTIC CRD
14	0578	VIS THEP M8X30	SCREW THEP M8X30	TORNILLO THEP M8X30
15	3078	PATIN DE CHAINE CADRE	FRONT CHAIN GUID	PATIN CADENA DELANTERO
16	3479	DOUILLE PATIN DE CHAINE CADRE	SPACER CHAIN GUID	CASQUILLO PATIN CADENA
17	0227	REPOSE PIED GAUCHE	LEFT FOOT REST	ESTRIBO IZQUIERDO
18	0226	REPOSE PIED DROIT	RIGHT FOOT REST	ESTRIBO DERECHO
19	0229	RESSORT REPOSE PIED	FOOT REST PIN	MUELLE ESTRIBERA
20	6482*	AXE REPOSE PIED	FOOT REST AXEL	EJE ESTRIBERA
21	0516	ENTRETOISE INT BEQUILLE	SPACER INT STAND	CASQUILLO INT. CABALLETE
22	1672	AXE MOTEUR 10 X 135	ENGINE MOUNTING BOLT 10 X 135	EJE MOTOR 10 X 135
23	0703	ECROU NYLSTOP EPAULE M10	NUT NYLSTOP M10	TUERCA NYLSTOP CON VALONA M10
24	3073	SUPPORT CULASSE GAUCHE	LEFT HEAD CYLINDRE SUPORT	SOPORTE CULATA IZQUIERDA
25	3072	SUPPORT CULASSE DROIT	RIGHT HEAD CYLINDRE SUPORT	SOPORTE CULATA DERACHA
26	0578	VIS THEP M8 X 30	SCREW THEP M8 X 30	TORNILLO THEP M8X30
27	0577	ROULEMENT 22 X 8 X 7	BEARING 22 X 8 X 7	RODAMIENTO 22X8X7
28	0556	DOUILLE GALET CHAINE	SPACER CHAIN GUIDE ROLLER	CASQUILLO RODILLO CADENA
29	0231	GALET DE CHAINE	CHAIN GUIDE ROLLER	RODILLO CADENA
30	M280	VIS BHC M8X16	SCREW BHC M8X18	TORNILLO BHC M8X16
31	3481	ECROU TAILLE BASSE M8	NUT M8	TUERCA M8
32	0554	VIS THEP M5X20	SCREW THEP M5X20	TORNILLO THEP M5X20
33	0597	WELL NUTS FIXATION ECU	INSERT WELL NUT	INJERTO WELL NUT
34	M308	ECROU CLIP M6 RÉSERVOIR	NUT CLIP M6	TUERCA CLIP M6

Cadre / Frame / Chasis

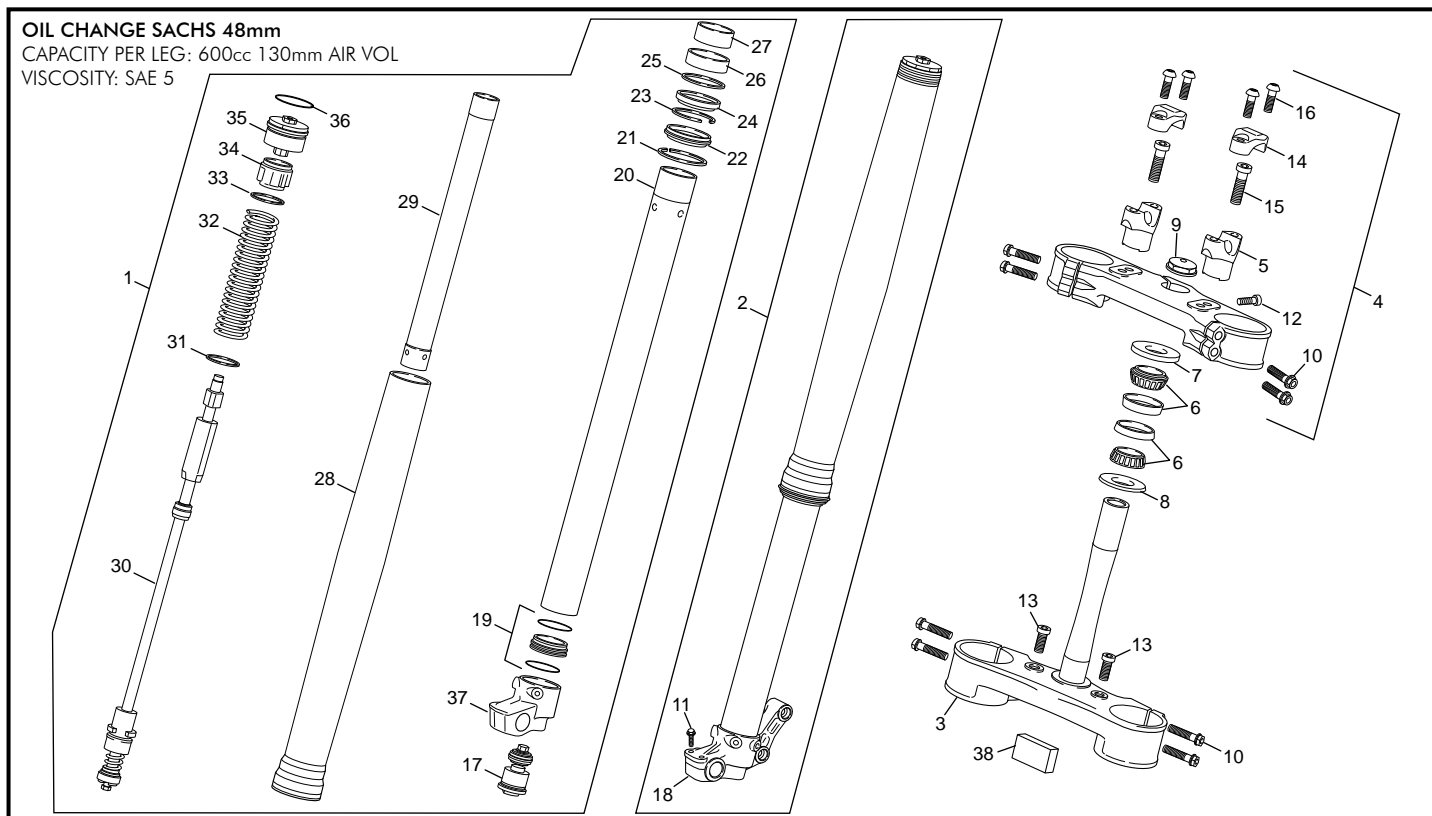


POS.	250 SE F-R / 300 SE F-R	FRANÇAIS	ENGLISH	ESPAÑOL
35	M304	ECROU M10 BÉQUILLE	NUT M10 SIDE STAND	TUERCA M10 DE LA CABALLETE
36	3898	BOMBE DE RETOUCHE BLANCHE	CAN OF WHITE AEROSOL	POMPA AEROSOL PINTURA WHITE
37	3897	BOMBE VERNIS BLEU	CAN OF BLEU AEROSOL	POMPA AEROSOL PINTURA AZUL
38	0240	GOUPILLE 3,2X20	COTTER 3,2X20	PASADOR 3,2X30
39	0531	PLAQUE DZUS	PLATE DZUS	PLACA DZUS
40	0701	RIVET 3X10	RIVET 3X10	REMACHE 3X10
41	1250	INSERT ECROUS M6	INSERT ECROUS M6	TUERCA CLIP M6
42	4772	INSERT RIVETE M6 FRAISE	INSERT M6	REMACHE HUNDIDO M6
43	4773	INSERT RIVETE M5 FRAISE	INSERT M5	REMACHE HUNDIDO M5
44	M305	ECROU NYLSTOP M8	NYLSTOP NUT M8	TUERCA NYLSTOP M8
45	1525	VIS FHC M6 X 35	SCREW FHC M6 X 35	TORNILLO AVELL M6 X 35 DIN 7991
46	0546	VIS THEP M6X20	SCREW THEP M6X20	TORNILLO THEP M6X20

* NOUVELLE PIECE
NEW PART
PIEZA NUEVA

Fourche / Fork / Horquilla SACHS

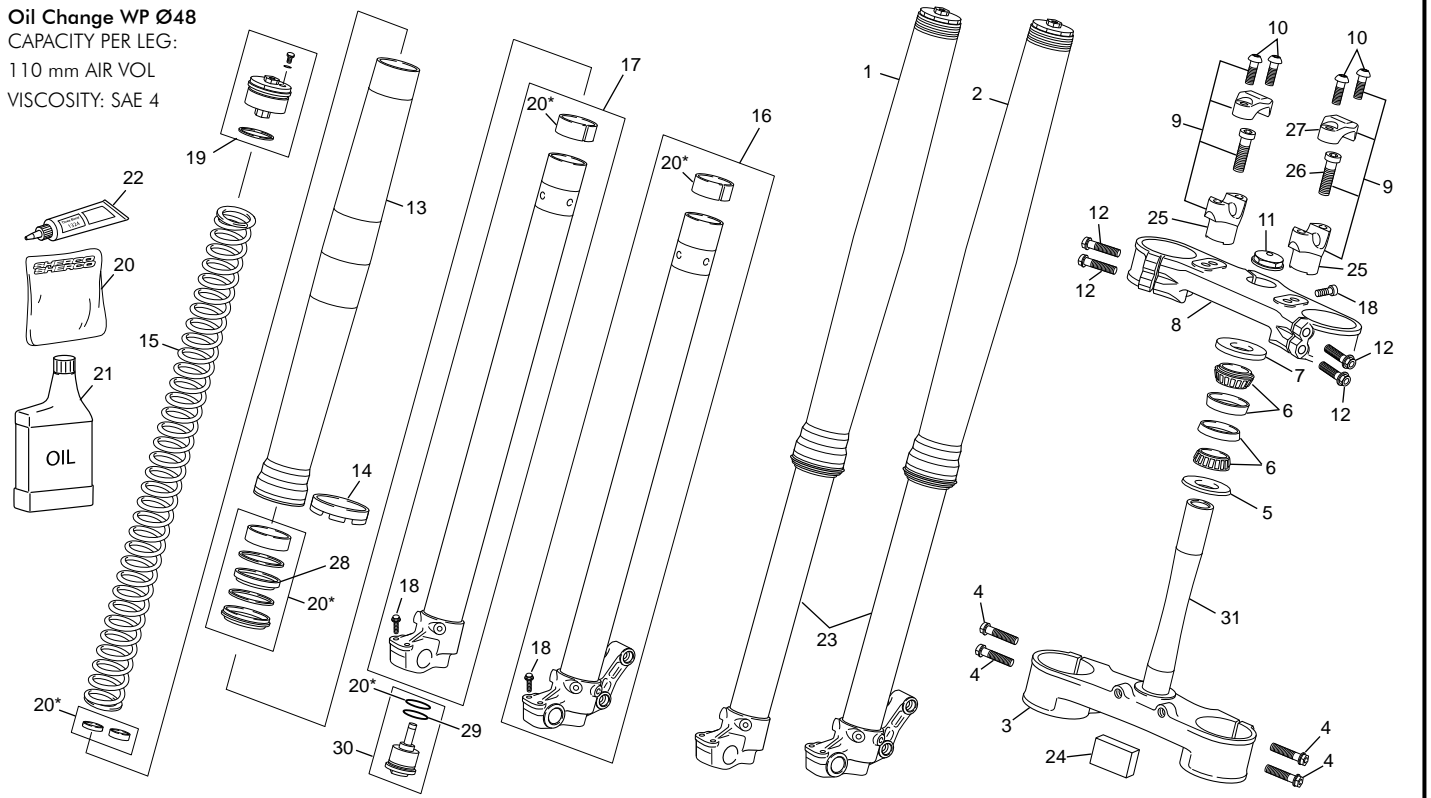
OIL CHANGE SACHS 48mm
 CAPACITY PER LEG: 600cc 130mm AIR VOL
 VISCOSITY: SAE 5



POS.	250 SE F / 300 SE F	FRANÇAIS	ENGLISH	ESPAÑOL
1	3115	JAMBE DROITE SACHS 48mm SÉRIE OR	RIGHT FORK LEG SACHS 48mm GOLD SERIE	BARRA HORQ. DER. SACHS 48MM SERIE ORO
2	3116	JAMBE GAUCHE SACHS 48mm SÉRIE OR	LEFT FORK LEG SACHS 48mm GOLD SERIE	BARRA HORQ. IZQ. SACHS 48MM SERIE ORO
3	3656	T FOURCHE INFÉRIEUR	BOTTOM PLATE FORK	PLATINA INF. HORQUILLA
4	3655	T FOURCHE SUPÉRIEUR	UPPER PLATE FORK	PLATINA SUP. HORQUILLA
5	3257	PONTET INFÉRIEUR GUIDON H=42.5mm	LOWER HANDLEBAR CLAMP H=42.5mm	BRIDA MANILLAR INFERIOR H=42.5MM
5	3258	PONTET INFÉRIEUR GUIDON H=50mm	LOWER HANDLEBAR CLAMP H=50mm	BRIDA MANILLAR INFERIOR H=50MM
5	3259	PONTET INFÉRIEUR GUIDON H=57.5mm	LOWER HANDLEBAR CLAMP H=57.5mm	BRIDA MANILLAR INFERIOR H=57.5MM
6	0353	ROULEMENT DE DIRECTION 320/28X/Q	BEARING 320/28X/Q	RODAMIENTO DIRECCIÓN 320/28X/Q
7	0354	PROTECTEUR SUP COLONNE DIREC.	BEARING SHIELD	PROTECTOR COJINETE DIRECCIÓN
8	0410	JOINT DIRECTION INF	SEAL	JUNTA DIRECCIÓN INF.
9	0460	ECROU PIVOT DIRECTION	STEERING SHAFT NUT	TUERCA EJE DIRECCIÓN
10	3254	VIS THEP M8X35	SCREW THEP M8X35	TORNILLO THEP M8X35
11	0547	VIS THEP M6X30	SCREW THEP M6X30	TORNILLO THEP M6X30
12	0578	VIS THEP M8X30	SCREW THEP M8X30	TORNILLO THEP M8X30
13	1945	VIS CHC M12X16	SCREW CHC M12X16	TORNILLO CHC M12X16
14	3256	PONT SUPÉRIEUR GUIDON	UPPER HANDLEBAR CLAMP	BRIDA MANILLAR SUPERIOR
15	3255	VIS CHC TÊTE BASSE M10X35	SCREW CHC M10X35	TORNILLO CHC M10X35
16	H104	VIS BHC M8X20	SCREW BHC M8X20	TORNILLO BHC M8X20
17	3309	GROUPE RÉGULATION COMPRESSION	REGULATION COMPRESSION GROUP	GRUPO REGULACION COMPRESIÓN
18	3310	PIED DE FOURCHE GAUCHE	LOWER LEFT BRACKET	PIE DE HORQUILLA IZQ.
19	3311	GROUPE CYLIN. D'APPUI +JOINTS TORIQ.	SPACER + O'RINGS	CASQUILLO + JUNTAS TÓRICAS
20	3312	TUBE EXTÉRIEUR Ø48mm	EXTERNAL TUBE Ø48mm	TUBO EXTERIOR Ø48MM
21	3313	CLIP Ø64.5 Ø2	SEEGER Ø64.5 Ø2	CLIP Ø64.5 Ø2
22	3314	JOINT CACHE POUSSIÈRE	DUST SEAL	GUARDAPOLVO
23	3315	CLIP Ø58.45	SEEGER Ø58.45	CLIP Ø58.45
24	3316	JOINT À LÈVRES	OIL SEAL	RETÈN ACEITE
25	3317	RONDILLE Ø57.7/49 L1.5	WASHER Ø 57.7/49 L1.5	ARANDELA Ø57.7/49 L1.5
26	3318	BAGUE Ø52/48 L15	RING Ø52/48 L15	ANILLO Ø52/48 L15
27	3319	BAGUE Ø49/47 L20	RING Ø49/47 L20	ANILLO Ø49/47 L20
28	3320	TUBE EXTÉRIEUR OR	EXTERNAL TUBE GOLD	TUBO EXTERNO ORO
29	3321	TUBE INTÉRIEUR	INTERNAL TUBE	TUBO INTERNO
30	3322	GROUPE CARTOUCHE DÉTENTE	EXTENSION REGULATION GROUP	GRUPO CARTUCHO EXTENSIÓN
31	3323	DISQUE DE CENTRAGE	CENTRAGE DISC	DISCO DE CENTRADO
32	3328	RESSORT DE FOURCHE	FORK SPRING	MUELLE HORQUILLA
33	3329	RONDILLE Ø43/31.7 L3	WASHER Ø43/31.7 L3	ARANDELA Ø43/31.7 L3
34	3330	ENTRETOISE NYLON	NYLON SPACER	CASQUILLO NYLON
35	3331	GROUPE BOUCHON JAMBE	FORK CAP	GRUPO TAPÓN BARRA
36	3332	JOINT TORIQUE BOUCHON JAMBE	O'RING FORK CAP	JUNTA TÓRICA TAPÓN BARRA
37	3365	PIED DE FOURCHE DROIT	LOWER RIGHT BRACKET	PIE DE HORQUILLA DERECHA
38	3924	ADHÉSIF DURITE FREIN AVANT	STICKER BRAKE FRONT HOSE	ADHESIVO TUBO DE FRENO

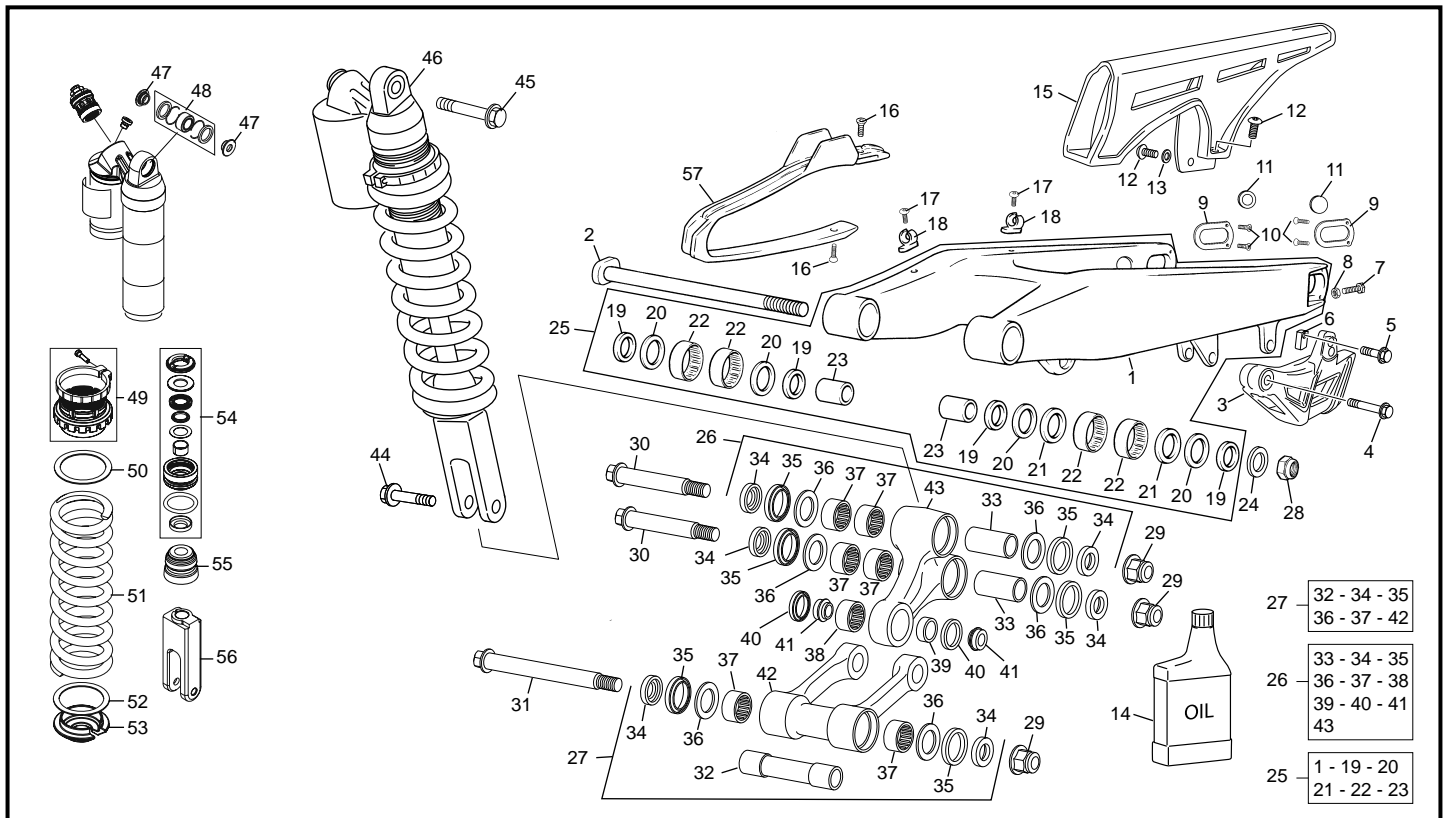
Fourche WP / Fork WP / Horquilla WP

Oil Change WP Ø48
 CAPACITY PER LEG:
 110 mm AIR VOL
 VISCOSITY: SAE 4



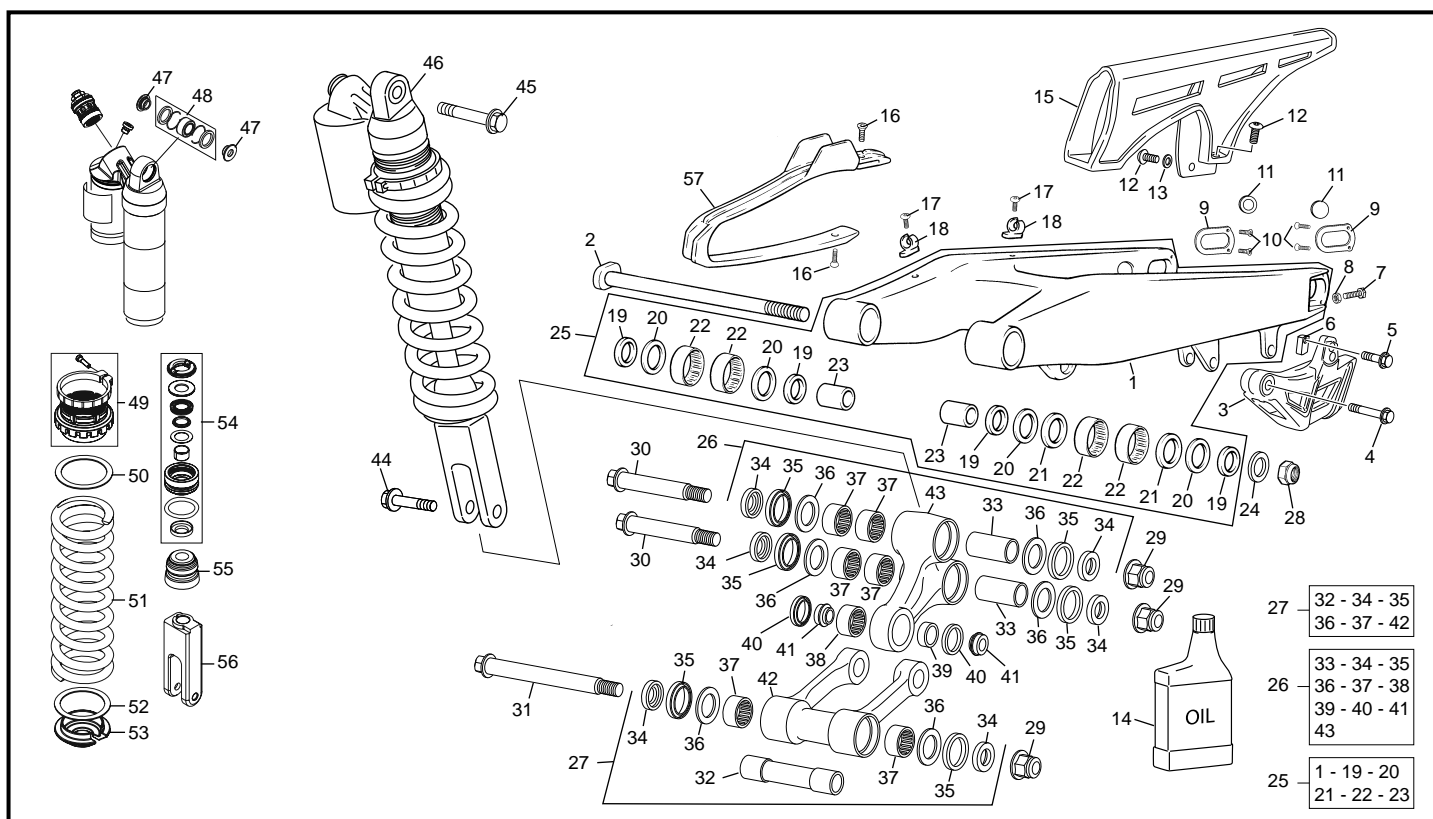
POS.	250 SE F-R / 300 SE F-R	FRANÇAIS	ENGLISH	ESPAÑOL
1	3899	JAMBE DROITE CPL WP	RIGHT FORK LEG WP	BARRA HORQUILLA DER WP
2	3900	JAMBE GAUCHE CPL WP	LEFT FORK LEG WP	BARRA HORQUILLA IZQ WP
3	6288	T FOURCHE INF.	BOTTON PLAT FORK	PLATINA INF. HORQUILLA
4	3254	VIS THEP M8X35	SCREW THEP M8X35	TORNILLO THEP M8X35
5	0410	JOINT DIRECTION INF	DIRECTION SEAL	JUNTA DIRECCIÓN INF.
6	0353	ROULEMENT DIRECTION 320/28X/Q	BEARING 320/28X/Q	RODAMIENTO DIRECCIÓN 320/28X/Q
7	0354	PROTECTEUR SUP. COLONNE DIREC	BEARING SHIELD	PROTECTOR COJINETE DIRECCIÓN
8	6281	T FOURCHE SUP.	UPPER PLAT FORK	PLATINA SUP. HORQUILLA
9	3901	BRIDES GUIDON CPL H=42,5MM	HANDLEBAR CLAMPS H=42,5MM	BRIDAS MANILLAR CPL H=42,5MM
10	3654	VIS THEP M8 X 25	SCREW THEP M8 X 25	TORNILLO THEP M8 X 25
11	0460	ECROU PIVOT DIRECTION	STEERING SHAFT NUT	TUERCA EJE DIRECCIÓN
12	3254	VIS THEP M8X35	SCREW THEP M8X35	TORNILLO THEP M8X35
13	3633	JAMBE EXTÉRIEUR	OUTER TUBE	BARRA
14	3634	JOINT PROTECTION DE FOURCHE	FORK PROTECTION RING	JUNTA DE PROTECCIÓN HORQUILLA
15	3635	RESSORT 4,0N/MM 65-75 KG	SPRING 4,0N/MM 65-75 KG	MUELLE 4,0 N/MM 65-75 KG
15	3636	RESSORT 4,2N/MM STANDARD 75-85KG	SPRING 4,2N/MM STANDARD 75-85 KG	MUELLE 4,2 N/MM 75-85 KG
15	3651	RESSORT 4,4N/MM 85-95 KG	SPRING 4,4N/MM 85-95 KG	MUELLE 4,4 N/MM 85-95 KG
16	3652	TUBE FOURCHE GAUCHE COMPLET	AXLE CLAMP LEFT + TUBE CPL.	GRUPO TUBO IZQUIERDO
17	3653	TUBE FOURCHE DROIT COMPLET	AXLE CLAMP RIGHT + TUBE CPL	GRUPO TUBO DERECHO
18	3654	VIS SPÉCIAL M8X25	HH COLLAR SCREW M8X25	TORNILLO ESPECIAL M8X25
19	3681	BOUCHON DE JAMBES M51X1,5	PRE-LOAD ADJ. M51X1,5	TAPÓN BARRAS M51X1,5
20	3683	KIT DE RÉPARATION	REPAIR KIT	KIT DE REPARACIÓN
21	4684	HUILE DE FOURCHE SAE4	FORK FLUID SAE4	ACEITE DE HORQUILLA SAE4
22	3684	GRAISSE SILICONE	SILICONE GREASE	GRASA SILICONA
23	3477	FOURCHE WP (JEU)	FRONT FORCK WP (SET)	HORQUILLA WP (JUEGO)
24	3924	ADHÉSIF DURITE FREIN AVANT	STICKER BRAKE FRONT HOSE	ADHESIVO TUBO DE FRENO
25	3257	PONTET INF. GUIDON H=42,5MM	LOWER HANDLEBAR H=42,5MM	BRIDA MANILLAR INF. H=42,5MM
25	3258	PONTET INF. GUIDON H=50MM	LOWER HANDLEBAR H=50MM	BRIDA MANILLAR INF. H=50MM
25	3259	PONTET INF. GUIDON H=57,5MM	LOWER HANDLEBAR H=57,5MM	BRIDA MANILLAR INF. H=57,5MM
26	3255	VIS CHC M10X35	SCREW CHC M10X35	TORNILLO CHC M10X35
27	3256	PONTET SUP. GUIDON	UPPER HANDLEBAR CLAP	BRIDA MANILLAR SUPERIOR
28	4379	JOINT SPY DE FOURCHE WP	RING FORCK WP	JUNTA TÓRICA SUSPENSIÓN WP
29	6776	O-RING	O-RING	JUNTA TÓRICA
30	6777	KIT BOUCHON PIED FOURCHE	COMPRESSION TAP KIT	TAPÓN COMPRESIÓN COMPLETO
31	0348	PIVOT DIRECTION	FORK CLAMP AXLE	EJE DE DIRECCIÓN

Amortisseur - Bras oscillant / Rear Shock - Swingarm / Amortiguador - Basculante

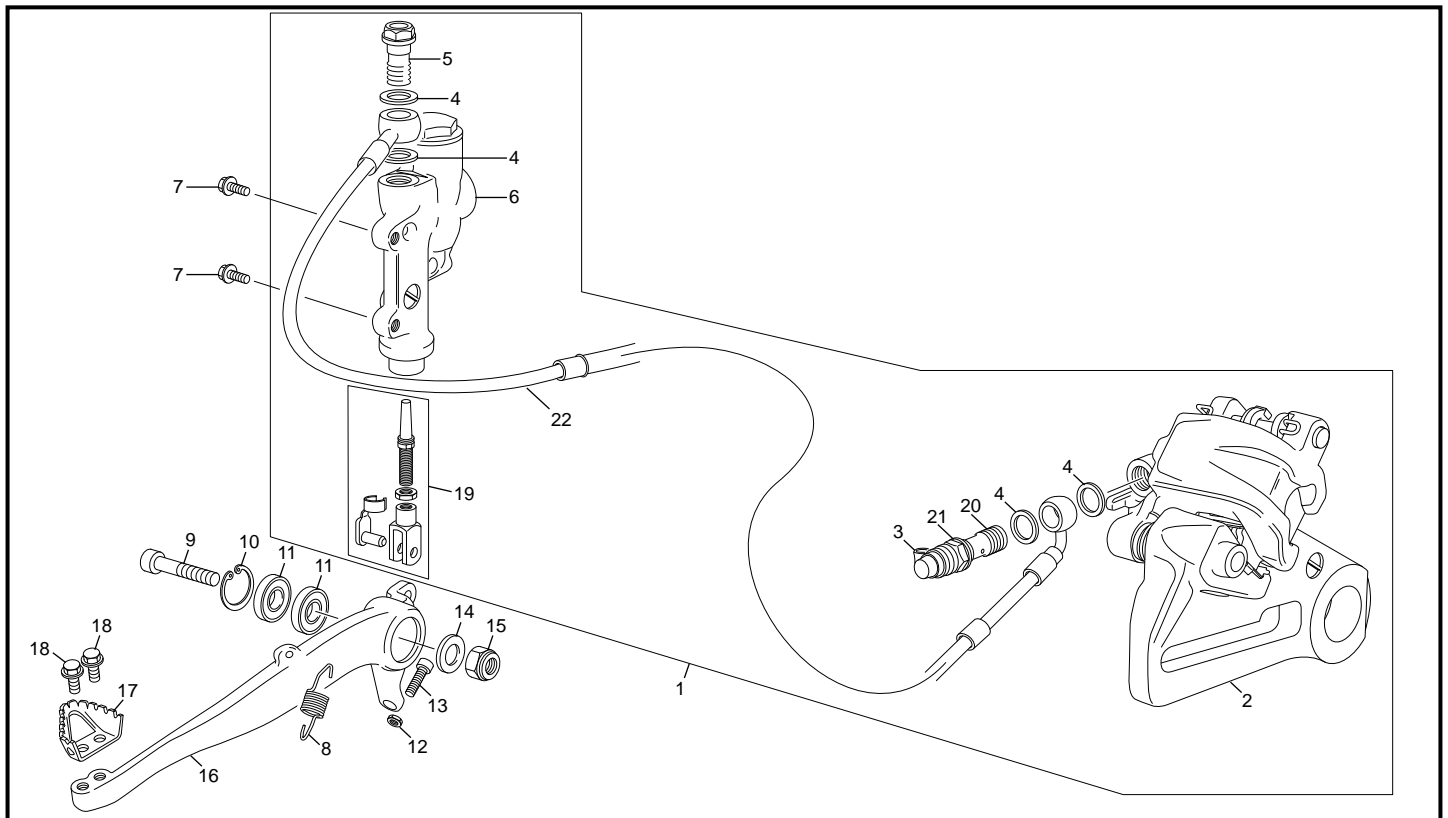


POS.	250 SE F-R / 300 SE F-R	FRANÇAIS	ENGLISH	ESPAÑOL
1	6508	BRAS OSCILLANT	SWINGARM	BASCULANTE
2	0451	AXE BRAS OSCILLANT	SWINGARM BOLT	EJE BASCULANTE
3	4533	GUIDE CHAINE EVO BLEU	CHAIN GUARD EVO BLUE	PATIN CADENA EVO AZUL
4	0549	VIS THEP M6X45	SCREW THEP M6X45	TORNILLO THEP M6X45
5	0546	VIS THEP M6X20	SCREW THEP M6X20	TORNILLO THEP M6X20
6	2343	ECROU SPECIAL	SPECIAL NUT	TUERCA ESPECIAL
7	0462	VIS TENDEUR DE CHAINE	CHAIN TENSIONOR SCREW	TORNILLO TENSOR CADENA
8	M272	ECROU EMBASE M8	HEXAGONAL NUT M8	TUERCA CON VALONA M8
9	0457	TOLE PROTECTION BRAS	SWINGARM INSERT	CHAPA PROTECCIÓN BASCULANTE
10	0651	VIS FHC M4X10	SCREW FHC M4X10	TORNILLO FHC M4X10
11	1103	BOUCHON BRAS OSCILLANT	COVER SWING ARM	TAPA BASCULANTE
12	M283	VIS BHC M6X16	SCREW BHC M6X16	TORNILLO BHC M6X16
13	C427	RONDELLE M6X15	WASHER M6X15	ARANDELA M6X15
14	3694	HUILE AMORTISSEUR	SHOCK OIL	ACEITE DEL AMORTIGUADOR
15	0298	CARTER DE CHAINE	CHAIN GUARD	PROTECTOR CADENA
16	C432	VIS FHC M6X16	SCREW FHC M6X16	TORNILLO FHC M6X16
17	M278	VIS BHC M6X20	SCREW BHC M6X20	TORNILLO BHC M6X20
18	0307	GUIDE DURITE FREIN AR	BRAKE HOSE CLIP	SOPORTE TUBO FRENO
19	0440	ENTRETOISE ETANCHEITE BRAS	SEALING SWINGARM SPACER	CAS. ESTANQUEIDAD DEL BASCULANTE
20	0292	JOINT A LEVRES 28X35X4	OIL SEAL 28X35X4	RETÉN 28X35X4
21	0398	RONDELLE	WASHER	ARANDELA
22	0290	DOUILLE ALGUILLE	NEEDLE BEARING	CASQUILLO AGUJAS
23	0291	ENTRETOISE AXE BRAS OSCILLANT	AXLE SWINGARM SPACER	CASQUILLO EJE DEL BASCULANTE
24	C426	RONDELLE M16	WASHER M16	ARANDELA M16
25	6686	BRAS OSCILLANT ASSEMBLÉ	SWINGARM ASSY	BASCULANTE COMPLETO
26	6687	BIELLETTA DELTA ASSEMBLÉE	DELTA LINK ASSY	BIELETA DELTA COMPLETA
27	6688	BIELLETTA H ASSEMBLÉE	LOWER LINK ASSY	BIELETA H COMPLETA
28	C417	ECROU NYLSTOP M16	NUT NYLSTOP M16	TUERCA AUTOBLOC M16
29	0444	ECROU NYLSTOP M12	NUT NYLSTOP M12	TUERCA AUTOBLOC M12
30	6489	AXE BIELLETTE DELTA 14 MM	DELTA LINK BOLT 14 MM	EJE BIELETA DELTA 14 MM
31	6492	AXE BIELLETTE H 14 MM	H LINK BOLT 14 MM	EJE BIELETA H 14 MM
32	6491	ENTRET. ROULEM. POUR BIELLETTE H	BEARING SPACER FOR H LINK	CASQ. RODAMIENTO POR BIELETA H
33	6486	ENTRET. ROULEM. POUR BIELLETTE DELTA	BEARING SPACER FOR DELTA LINK	CASQ. RODAMIENTO POR BIELETA DELTA
34	6485	ENTRETOISE POUR BIELLETTE	SPACER FOR LINK	CASQ. POR BIELETA

Amortisseur - Bras oscillant / Rear Shock - Swingarm / Amortiguador - Basculante

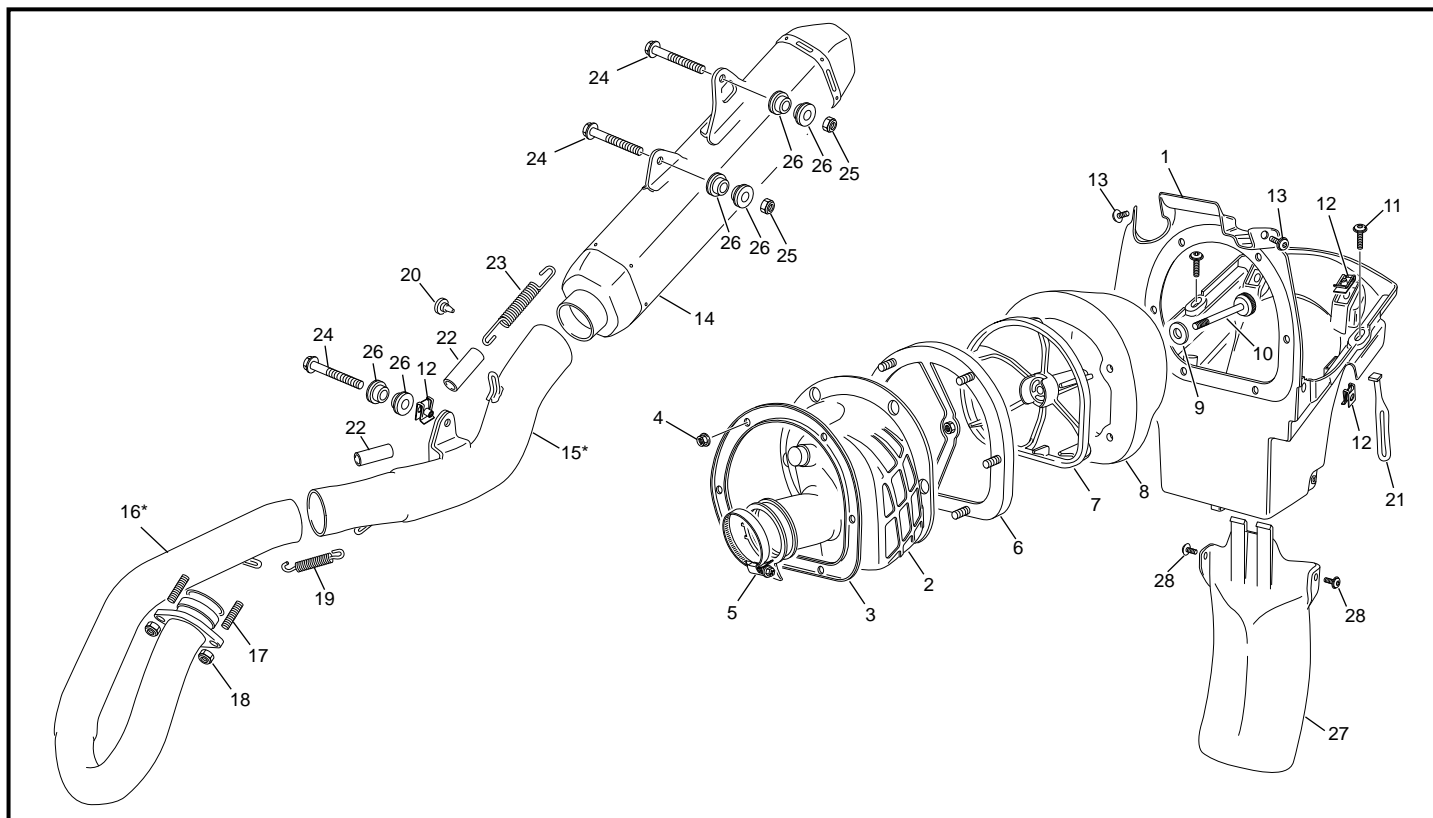


POS.	250 SE F-R / 300 SE F-R	FRANÇAIS	ENGLISH	ESPAÑOL
35	6493	JOINT À LÈVRES 25X32X4	RADIAL SEAL 25X32X4	RETEN 25X32X4
36	6484	RONDELLE SPÉCIAL	SPECIAL WASHER	SPECIAL WASHER
37	6495	CAGE À AIGUILLE 20X26X16	BEARING 20X26X16	RODAMIENTO 20X26X16
38	0443	CAGE À AIGUILLE 20X26X12	BEARING 20X26X12	RODAMIENTO 20X26X12
39	6488	ENTRET. ROULEM. POUR BIELLETTE DELTA	BEARING SPACER FOR DELTA LINK	CASQUILLO RODAM. BIELETA DELTA
40	6494	JOINT À LÈVRES 18X26X4	RADIAL SEAL 18X26X4	RETEN 18X26X4
41	6487	ENTRET. BIELLETTE DELTA PIED AMORT.	DELTA SPACER FOR REAR SHOCK ABSOR.	CASQUILLO BIELETA DELTA AMORT.
42	6490	BIELLE H	H LINK	BIELETA H
43	6483	BIELLE DELTA	DELTA LINK	BIELETA DELTA
44	0438	AXE AMORTISSEUR INF M10	LOWER SHOCK BOLT M10	EJE AMORTIGUADOR INF M10
45	0478	AXE AMORTISSEUR SUP M10	UPPER SHOCK BOLT M10	EJE AMORTIGUADOR SUP M10
46	6375	AMORTISSEUR WP BAGUE PLASTIQUE	REARSHOCK WP PLASTIC RING	AMORT. WP ARANDELA PLASTICA
47	6606	ENTRETOISE ROTULE	KNEECAP REAR SHOCK SPACER	DISTANCIAL ROTULA
48	6605	ROTULE AMORTISSEUR	KNEECAP REAR SHOCK ABSORBER	ROTULA AMORTIGUADOR
49	6608	BAGUE PLASTIQUE	PASTIC RING	ARANDELA DE PLASTICO
50	3688	RONDELLE RESSORT SUPÉRIEUR	TOP WASHER SPRING	ARANDELA DEL MUELLE SUPERIOR
51	6624	RESSORT 48 N/MM (65-75 KG)	SPRING 48 N/MM (65-75 KG)	MUELLE 48 N/MM (65-75 KG)
51	6625	RESSORT 51 N/MM (75-85 KG)	SPRING 51 N/MM (75-85 KG)	MUELLE 51 N/MM (75-85 KG)
51	6626	RESSORT 54 N/MM (85-95 KG)	SPRING 54 N/MM (85-95 KG)	MUELLE 54 N/MM (85-95 KG)
52	6609	RONDELLE RESSORT INFÉRIEUR	INF WASHER SPRING	ARANDELA DEL MUELLE INFERIOR
53	3689	RONDELLE DE MAINTIEN RESSORT	SPRINGRETAINER	SOMBRERERA AMORTIGUADOR
54	6610	KIT DE RÉPARATION	REPAIR KIT	KIT DE REPARACION
55	6611	TAMPON FIN DE COURSE	REAR SHOCK RUBBER STAMP	GOMA FIN DE CORSA
56	6607	PIED D'AMORTISSEUR	REAR SHOCK MOUNTING FORK	BRIDA HORQUILLA DEL AMORTIGUADOR
57	0297	PATÍN DE CHAÎNE	SWING ARM PROTECTOR	PATÍN CADENA

Frein arrière / Rear brake / Freno trasero


POS.	250 SE F-R / 300 SE F-R	FRANÇAIS	ENGLISH	ESPAÑOL
1	3498	GROUPE FREIN AR. CPL BREMBO	REAR BRAKE SYSTEM ASSY BREMBO	CTO. FRENO TRASERO BREMBO
2	3559	ETRIER FREIN AR	REAR CALIPER	PINZA FRENO TRASERA
3	3618	CAPUCHON	CAP	TAPÓN
4	3620	RONDELLE BANJO	BANJO SEAL	ARANDELA BANJO
5	3619	VIS BANJO	BANJO SCREW	TORNILLO BANJO
6	3560	POMPE FREIN AR BREMBO	REAR MASTER CYLINDER BREMBO	BOMBA FRENO TRASERO BREMBO
7	0943	VIS THEP M6X12	SCREW THEP M6X12	TORNILLO THEP M6X12
8	0336	RESSORT PÉDALE FREIN	REAR BRAKE LEVER SPRING	MUELLE PALANCA FRENO
9	2926	VIS PIVOT PÉDALE DE FREIN	SCREW REAR BRAKE PEDAL	TOR. DE LA PALANCA DEL FRENO TRAS.
10	2925	CIRCLIP 26X1,2	CIRCLIP 26X1,2	CIRCLIP 26X1,2
11	2924	ROULEMENT BILLE 26X10X8	BREARING 26X10X8	RODAMIENTO 26X10X8
12	3556	ECROU M6	NUT M6	TUERCA M6
13	C410	VIS CHC M6 X 25	SCREW CHC M6X25	TORNILLO CHC M6X25
14	C424	RONDELLE 200X105X2	WASHER 200X105X2	ARANDELA 200X105X2
15	0703	ECROU EAPULÉ NYLSTOP M10	NUT NYLSTOP M10	TUERCE NYLSTOP M10
16	3496	PÉDALE DE FREIN ARRIÈRE	REAR BRAKE PEDAL	PALANCA FRENO TRASERO
17	2153	EMBOUT PÉDALE FREIN	POINT BREAK PEDAL	PUNTERA PEDAL FRENO
18	0655	VIS THEP M5X10	SCREW THEP M5X10	TORNILLO THEP M5X10
19	3520	KIT CHAPE PÉDALE FREIN BREMBO	BRAKE PEDAL BALANCE BEAM KIT	KIT HORQUILLA PEDAL FRENO BREMBO
20	3640	RACCORD BANJO	BANJO BOLT	TORNILLO BANJO
21	3639	PURGEUR	BLEEDER SCREW	TORNILLO DE PURGA
22	3562	DURITE FREIN ARRIÈRE	REAR BRAKE HOSE	TUBO FRENO TRASERO

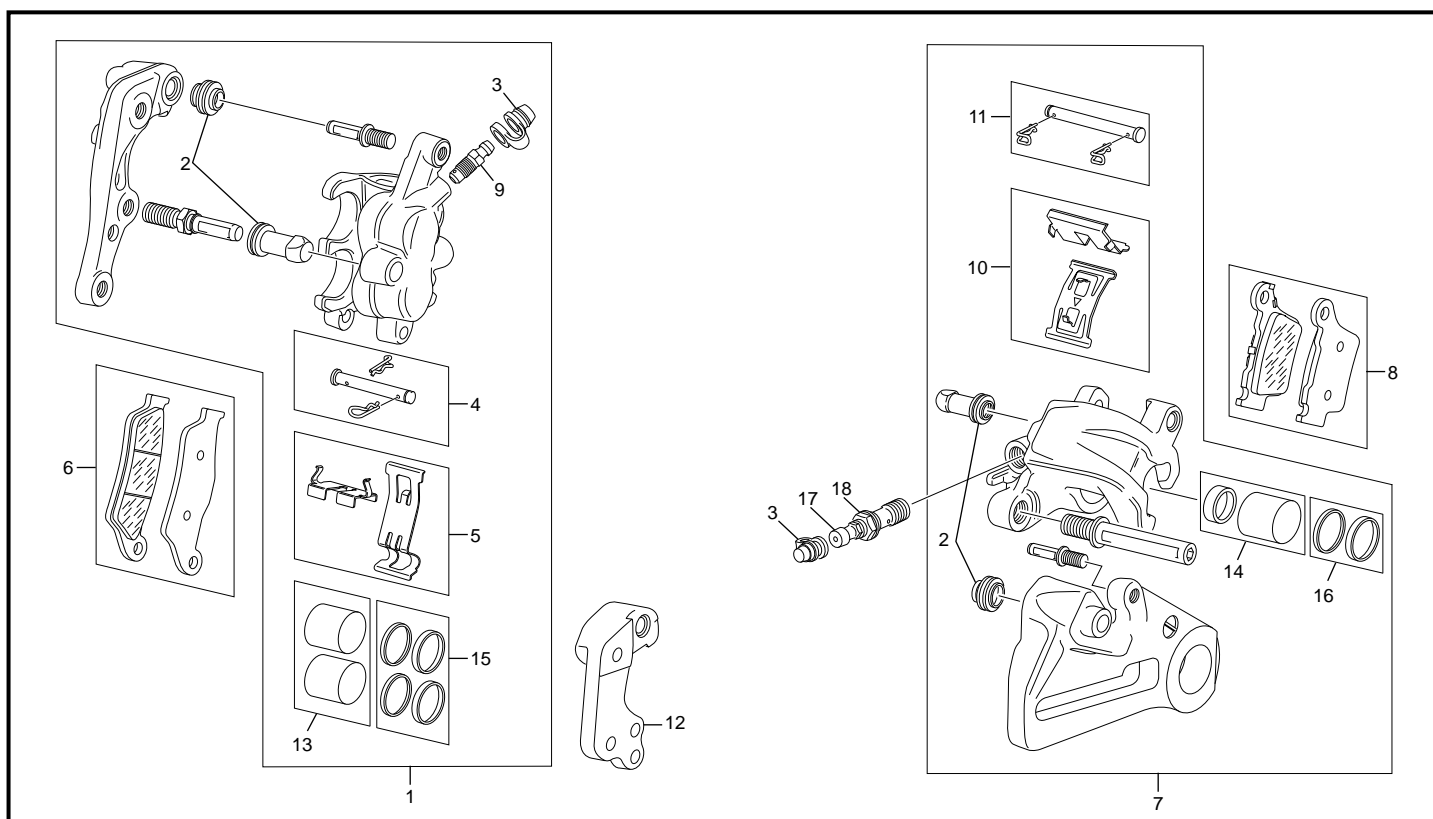
Boîte filtre - échappement / Air filter box - exhaust system / Caja filtro - escape



POS.	250 SE F-R	300 SE F-R	FRANÇAIS	ENGLISH	ESPAÑOL
1	3055	3055	BOITIER FILTRE AIR	AIR BOX	CAJA FILTRO
2	3049	3049	MANCHON	INTAKE HOSE	TOBERA ADMISIÓN
3	3045	3045	PLAQUE DE MAINTIEN	FIXATION RETAINER PLATE	PLACA FIJACION SOPORTE
4	3552	3552	ECROU M5	NUT M5	TUERCA M5
5	0595	0595	COLLIER KC060	HOSE CLAMP KC060	BRIDA TOBERA KC060
6	3046	3046	SUPPORT DE FILTRE ACIER	STEAL SUPPORT FILTER RETAINER	BRIDA FIJACION SOPO. FILTRO ACERO
7	3044	3044	SUPPORT MOUSSE DE FILTRE À AIR	AIR FILTER RETAINER	SOPORTE ESPUMA FILTRO
8	3043	3043	FILTRE À AIR	FILTER ELEMENT	ESPUMA FILTRO
9	C429	C429	RONDELLE	WASHER	ARANDELA
10	3048	3048	VIS DE FIXATION FILTRE À AIR	SCREW AIR FILTER MOUNTING	TORNILLO EMPUJADOR ESPUMA FILTRO
11	3679	3679	VIS BHC À EMBASE M6X20	SCREW BHC E M6X20	TORNILLO BHC E M6X20
12	M308	M308	ECROU CLIP M6	NUT CLIP M6	TUERCA CLIP M6
13	0546	0546	VIS THEP M6X20	SCREW THEP M6X20	TORNILLO THEP M6X20
14	6513	6513	SILENCIEUX	SILENCER	SILENCIOSO
15	7194*	7194*	TUBE INTERMÉDIAIRE	INTERMED. EXHAUST PIPE	TUBO ESCAPE INTERMEDIO
16	7123*	6786*	TUBE ÉCHAPPEMENT	EXHAUST PIPE	TUBO ESCAPE
17	2065	2065	GOIJON M6X30	STUD M6X30	ESPÁRRAGO M6X30
18	2198	2198	ECROU M6	NUT M6	TUERCA M6
19	0271	0271	RESSORT POT	EXHAUST SPRING	MUELLE ESCAPE
20	1663	1663	TAMPON CAOUTCHOUC	RUBBER BUFFER	TAPÓN DE GOMA
21	0306	0306	CAOUTCHOUC DE MANTEIN BEQUILLE	SIDE STAND RUBBER	GOMA CABALLETE
22	1378	1378	CAOUTCHOUC RESSORT POT	RUBBER SPRING EXHAUST	GOMA MUELLE ESCAPE
23	4347	4347	RESSORT POT	EXHAUST SPRING	MUELLE ESCAPE
24	0547	0547	VIS THEP 6X30	SCREW THEP 6X30	TORNILLO THEP 6X30
25	M306	M306	ECROU NYLSTOP M6	NUT NYLSTOP M6	TUERCA NYLSTOP M6
26	0274	0274	SILENTBLOCK ÉCHAPPEMENT	SILENTBLOCK EXHAUST	GOMA SILENTBLOCK
27	3056	3056	BAVETTE DE FILTRE	FILTER GUARD	GUARDABARROS FILTRO
28	1687	1687	VIS BHCE M5X10	SCREW BHCE M5X10	TORNILLO BHCE M5X10

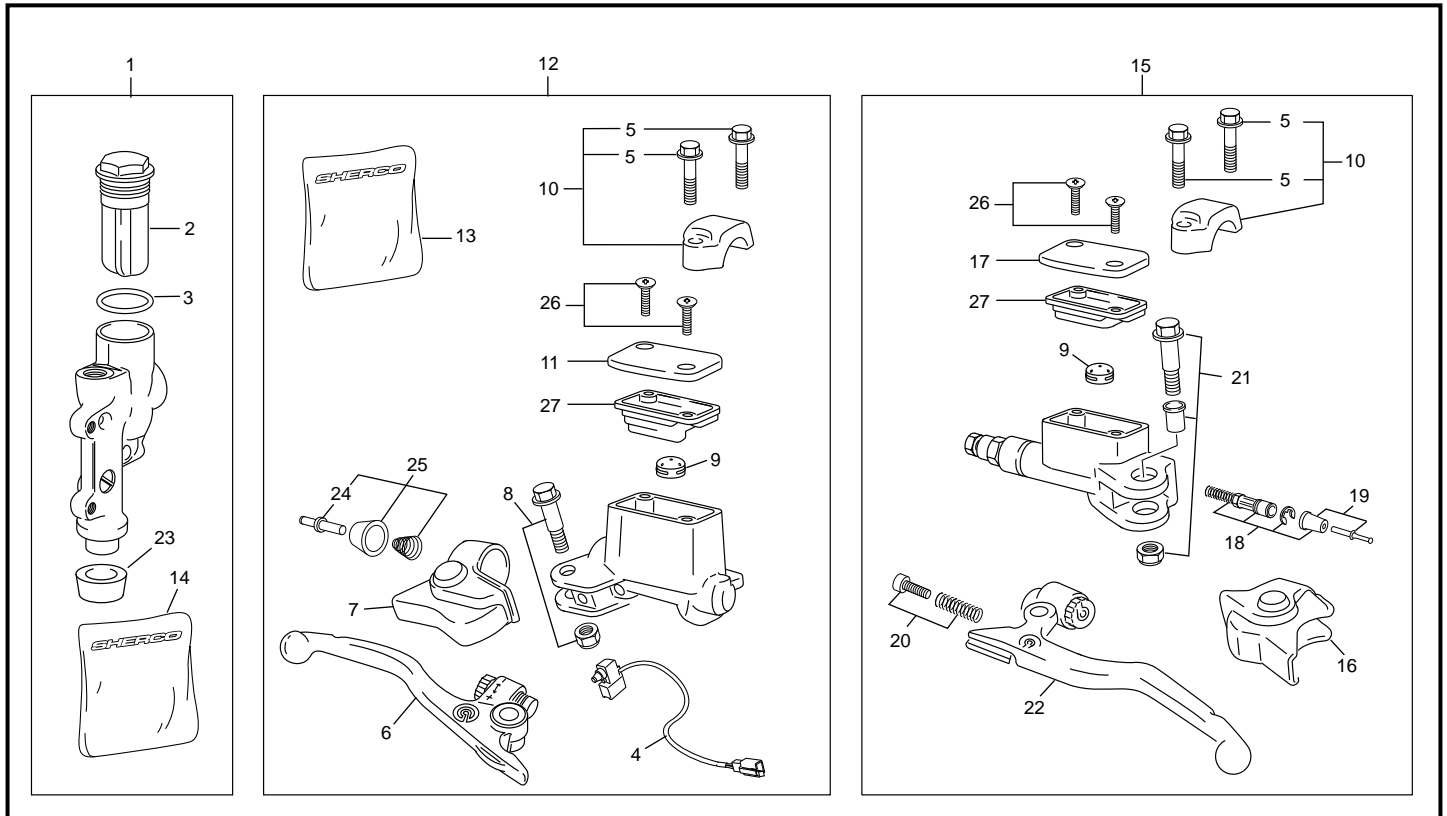
* NOUVELLE PIECE
NEW PART
PIEZA NUEVA

Etrier frein arrière-avant / Front rear caliper / Pinzas freno trasero - delantero



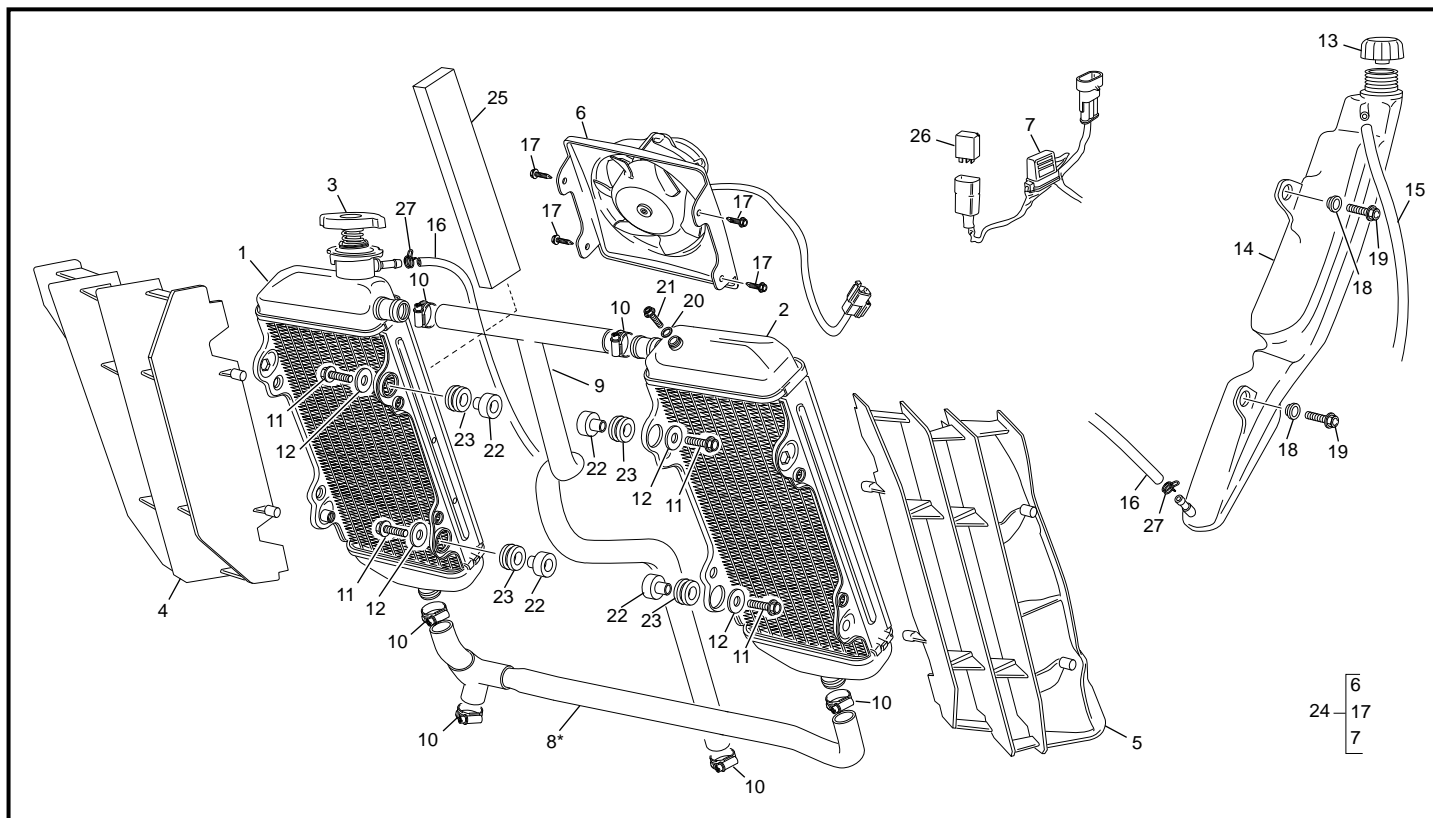
POS.	250 SE F-R / 300 SE F-R	FRANÇAIS	ENGLISH	ESPAÑOL
1	3561	ETRIER FREIN AVANT BREMBO	FRONT CALIPER ASSY	PINZA FRENO DELANTERO
2	3706	AXE ET CACHE POUSSIÈRE	CUP SET SHORT	EJE Y PROTECCIÓN DE POLVO
3	3618	CAPUCHON	CAP	TAPÓN
4	3708	AXE DE PLAQUETTE DE FREIN AVANT	BOLT ASSY	EJE PASTILLAS
5	3709	RESS. ANTI VIBRATION DE PLAQ. AVANT	RETAINING PLATE SET	MUELLE TENSIÓN PASTILLAS DELANTERO
6	3710	PLAQUETTE FREIN AVANT BREMBO	BRAKE PADS FRONT	JUEGO PASTILLAS FRENO DELANTERA
7	3559	ETRIER DE FREIN AR BREMBO	REAR CALIPER ASSY	PINZA FRENO TRASERO
8	3711	PLAQUETTE DE FREIN ARRIÈRE	BRAKE PADS REAR	JUEGO PASTILLAS FRENO DETRÁS
9	3618	VIS DE PURGE	BLEEDER SCREW WITH CAP	TORNILLO CONEXIÓN CON TORNILLO
10	3712	RESS. ANTI VIBRATION DE PLAQ. ARRIÈRE	RETAINING SPRING SET	MUELLE TENSIÓN PASTILLAS DETRÁS
11	3713	AXE DE PLAQUETTE DE FREIN ARRIÈRE	BOLT SET FOR REAR BRAKE CALIPER	EJE PASTILLAS
12	3660	SUPP. ETRIER BREMBO FOUR. SACHS	FRONT CALIPER SUPP. BREMBO-SACHS	SOP. PINZA FRENO BREMBO-SACHS
13	4056	PISTONS ETRIER AVANT	FRONT CALIPER PISTONS	PISTONES PINZA DELANTERO
14	4057	PISTONS ETRIER ARRIÈRE	REAR CALIPER PISTONS	PISTONES PINZA TRASERO KIT RETENES
15	4405	JOINTS PISTONS ETRIER AVANT	FRONT CALIPER SEALS	RETENES PINZA DELANTERO
16	4406	JOINTS PISTONS ETRIER ARRIÈRE	REAR CALIPER SEALS	RETENES PINZA TRASERO
17	3639	PURGEUR	BLEEDER SCREW	TORNILLO DE PURGA
18	3640	RACCORD BANJO	BANJO BOLT	TORNILLO BAJO

Maitre cylindre frein avant - arrière / Master cylinder Front rear caliper / Bomba freno trasero - delantero



POS.	250 SE F-R / 300 SE F-R	FRANÇAIS	ENGLISH	ESPAÑOL
1	3560	MAITRE CYLINDRE ARRIÈRE	REAR MASTER CYLINDER	BOMBA FRENO TRASERO
2	3696	BOU. DE REMPLISSAGE MAITRE CYLI. AR.	REAR BRAKE CYLINDER COVER	TAPÓN DE LA BOMBA FRENO TRASERO
3	3695	JOINT BOUCHON REMP. MAIT. CYLI. AR.	FOOT BRAKE CYLINDER GASKET	JUNTA DEL TAPÓN DEL BOMBA FRE. TRAS.
4	5705	CONTACT FEUX STOP DE FREIN AVANT	CONTACT FRONT BRAKE LIGHT	INTERRUPTOR FRENO
5	5712	VIS BRIDE FIXATION MAITRE CYL. BREMBO	CLAMP SCREW BREMBO	TOR. TAPA FIJ. BOMBA EMBRAGE BREMBO
6	5707	LEVIER DE FREIN AVANT	HAND BRAKE LEVER	MANETA FRENO
7	5708	CAOUTCHOUC DE PROT. LEVIER FREIN	PROTECTIONS CAP HAND BRAKE CYLI.	PROTECCIÓN DEL MANETA
8	5709	ASSEMBLE PIVOT DE LEVIER FREIN AVANT	LEVER SCREW ASSEMBLY	TOR. Y TUERCA MANETA FRENO DELA.
9	4061	VALVE ANTIBULLE	VALVE ANTI BUBLE	VÁLVULA ANTI BURBUJA
10	5711	VIS+DEMI LUNE MAITRE CYL. FREIN AVA.	CLAMP ASSEMBLY NATURE+SCREW	TAPA FIJA. BOMBA FRENO DEL. +TORN.
11	5721	COUVERCLE MAITRE CYLI. AVA.	HANDBRAKE CYLI. COVER NATURE	TAPA BOMBA FRENO DELANTERO
12	5544	MAITRE CYLINDRE FREIN AVANT COMP.	HANDBRAKE CYLINDER ASSEMBLY	BOMBA FRENO DELANTERO
13	5713	KIT RÉPARATION MAITRE CYL. FREIN AV.	REP. KIT FRONT CALIPER	KIT DE REPARACIÓN PINZA DELANTERO
14	4059	KIT RÉPARATION MAITRE CYL. FREIN AR.	REP. KIT REAR CALIPER	KIT DE REPARACIÓN PINZA TRASERO
15	5543	MAITRE CYLINDRE EMB. COMPLET	REAR MASTER CYLINDER CLUTCH	BOMBA EMBRAGUE
16	5714	PROTE. CAOUTCHOUC MAIT. CYL. FRE.	PROTECTIONS CLUTCH MASTER CYLI.	PROTECCIÓN BOMBA EMBRAGUE
17	5721	ASSE. COUVERCLE	CLUTCH COVER CPL.	JUEGO TAP BOMBA EMBRAGUE
18	4063	KIT RÉPARATION PISTON	REP. KIT	KIT DE REPARACIÓN
19	5716	TIGE POUSSÉ EMBR. BREMBO AVEC CACHE	PUSH ROD CLUTCH BREMBO	VARILLA EMBRAGE BREMBO
20	4065	GUIDE RESSORT	BOLT	MUELLE + TORNILLO
21	5718	ASSEMBLE PIVOT DE LEVIER EMB.	SCREW-NUT MASTER CYLINDER CLUTCH	TOR. Y TUERCA MANETA EMBRAGUE
22	5719	LEVIER COMP. EMBRAYAGE	CLUTCH LEVER	MANETA COMPLETA
23	4404	CACHE POUSSIERE	DUST COVER	TAPÓN PROTECCIÓN
24	5717	TIGE DE FREIN AVANT	FRONT BRAKE PUSH ROD	VARILLA FRENO DELANTERO
25	5929	KIT TIGE DE FREIN AVANT	FRONT BRAKE PUSH ROD KIT	KIT VARILLA DE FRENO DELANTERO
26	5720	VIS COUVERCLE	COVER SCREW	TORNILLO TAPA
27	5706	MEMBRANE	RUBBER	GOMA DE LA TAPA

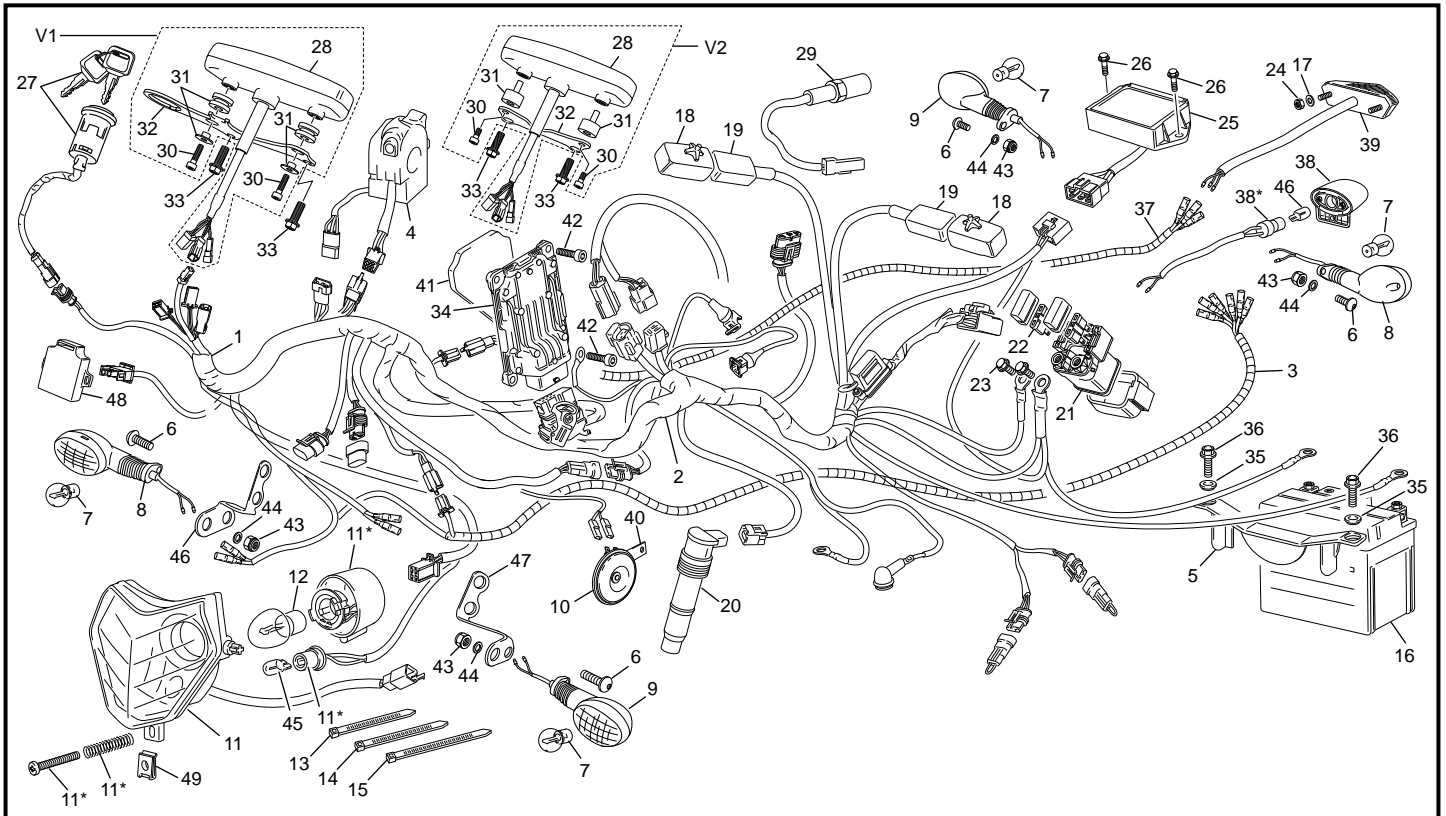
Radiateur / Radiator / Radiador



POS.	250 SE F-R / 300 SE F-R	FRANÇAIS	ENGLISH	ESPAÑOL
1	4463	RADIATEUR DROIT	RIGHT RADIATOR	RADIADOR DERECHO
2	3027	RADIATEUR GAUCHE	LEFT RADIATOR	RADIADOR IZQUIERDO
3	3265	BOUCHON RADIATEUR 1,8 BAR	RADIATOR CAP 1,8 BAR	TAPÓN RADIADOR 1,8 BAR
4	4621	GRILLE DE RADIATEUR DROITE	RIGHT RADIATOR GUARD	REJILLA RADIADOR DERECHO
5	4622	GRILLE DE RADIATEUR GAUCHE	LEFT RADIATOR GUARD	REJILLA RADIADOR IZQUIERDO
6	3066	OPTION VENTILATEUR	OPTION VENTILATOR	OPCIÓN VENTILADOR
7	3577	OPTION FAISCEAU VENTILATEUR	OPTI. ELECTRICAL CIRCUIT VENTILATOR	OPCI. CIRCUITO ELÉCTRI. VENTILADOR
8	6733*	DURITE REFROIDISSEMENT INFÉRIEUR	INFERIOR RUBBER HOSE RADIATOR	TUBO RADIADOR INFERIOR
9	3100	DURITE REFROIDISSEMENT SUPÉRIEUR	SUPERIOR RUBBER HOSE RADIATOR	TUBO RADIADOR SUPERIOR
10	0281	COLLIER FIXATION DURITE	HOSE CLAMP	BRIDA DEL TUBO
11	0546	VIS THEP M6X20	THEP SCREW M6X16	TORNILLO THEP M6 X 16
12	4939	RONDELLE 6X22	WASHER 6X22	ARANDELA 6X22
13	0748	BOUCHON VASE EXPANSION	EXPANSION CAP	TAPÓN VASO EXPANSIÓN
14	3079	VASE EXPANSION	EXPANSION TANK	VASO EXPANSIÓN
15	3903	DURITE TROP PLEIN VASE EXPANSION	EXPA. TANK RUBBER HOSE L=260 MM	TUBO DEL VASO EXPANSIÓN L=260 MM
16	3910	DURITE TROP PLEIN RADIATEUR	RADIATOR RUBBER HOSE L=800 MM	TUBO DEL RADIADOR L=800 MM
17	3285	VIS AUTOFOREUSE FIXATI. VENTILATEUR	SCREW	TORNILLO
18	0565	ENTRETOISE VASE EXPANSION	SPACER EXPANSION TANK	CASQUILLO DEL VASO EXPANSIÓN
19	0554	VIS THEP M5 X 20	THEP SCREW M5 X 20	TORNILLO THEP M5 X 20
20	0601	RONDELLE ALU 6,5 X 11 X 1	ALUMINIUM WASHER 6,5 X 11 X 1	ARANDELA ALUMINIO 6,5 X 11 X 1
21	0592	VIS THEP M6 X 8	THEP SCREW M6 X 8	TORNILLO THEP M6 X 8
22	3779	ENTRETOISE RADIATEUR	RADIATOR SPACER	DISTANCIADOR DEL RADIADOR
23	H059	SILENTBLOCK RADIATEUR	RADIATOR SILENTBLOCK	SILENTBLOCK RADIADOR
24	3913	KIT VENTILATEUR	KIT VENTILATOR	KIT VENTILADOR
25	4515	MOUSSE PROTECTION RADIATEUR	FOAM PROTEC RADIATOR	ESPUMA DE RADIADOR
26	5095	RELAIS ECU SYN END	SYN ECU RELAY END	RELÉ ECU SYN END
27	5569	COLLIER CLIC 9	COLLAR CLIP 9	ABRAZADERA CLIP 9

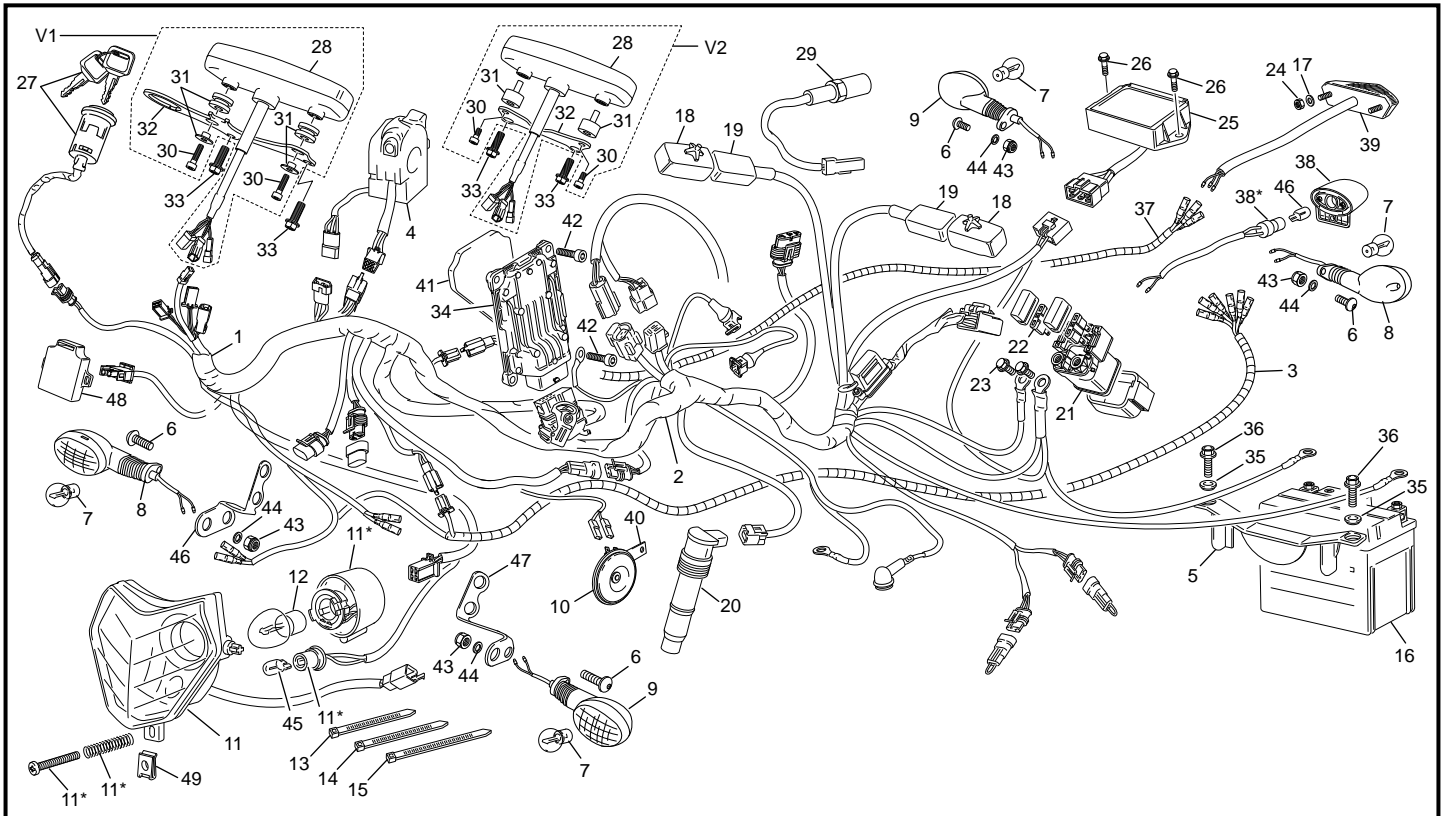
* NOUVELLE PIECE
NEW PART
PIEZA NUEVA

Faisceau électrique / Electrical system / Instalación eléctrica



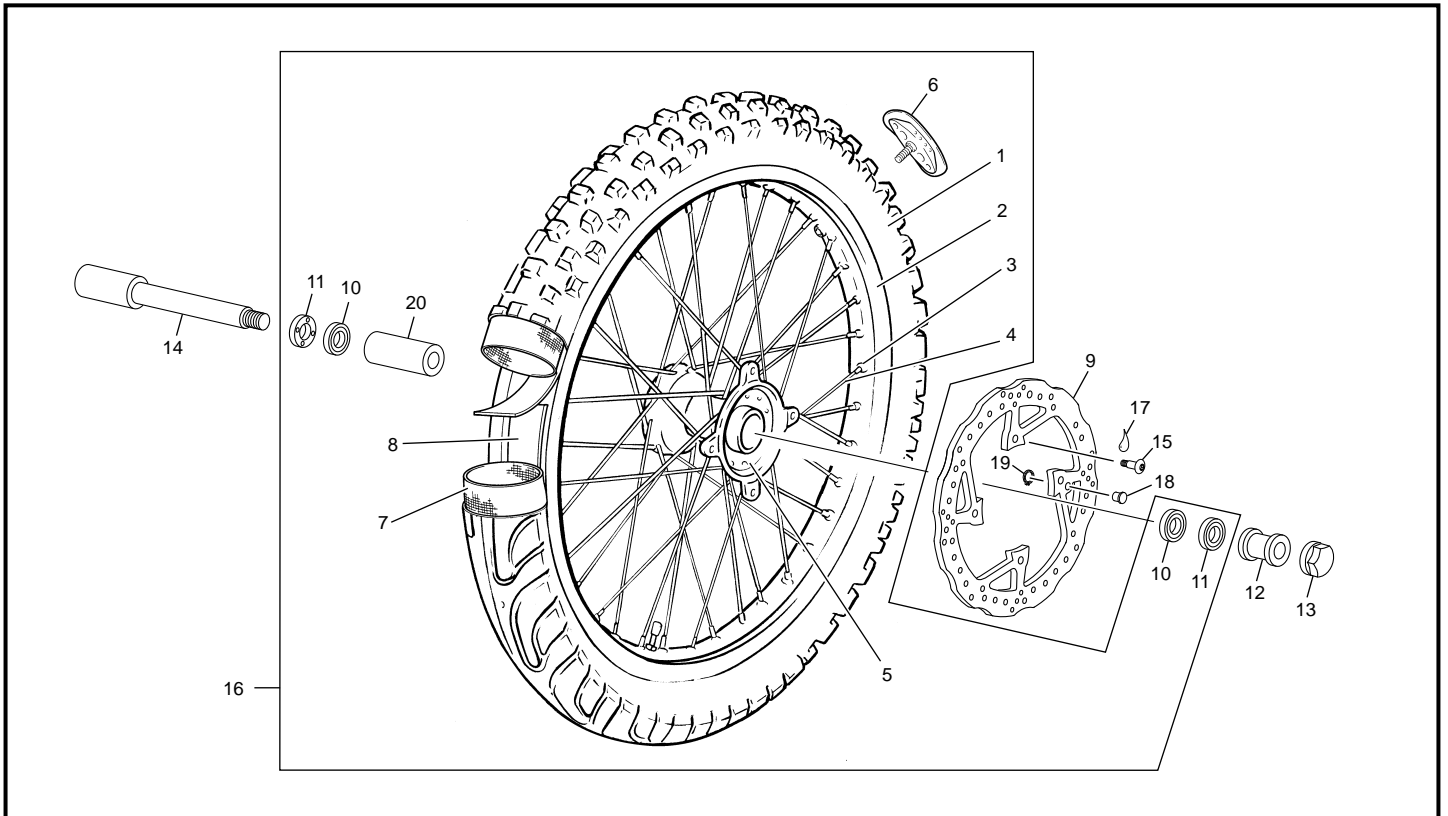
POS.	250 SE F-R / 300 SE F-R	FRANÇAIS	ENGLISH	ESPAÑOL
1	4388	FAISCEAU LUMIÈRE PRINCIPAL	PRINCIPAL LIGHT ELECTRICAL SYSTEM	INSTALACIÓN ELÉCTRICA PRINCIPAL LUZ
2	5939	FAISCEAU INJECTION SYN KEYLESS	INJECTION ELEC. SYSTEM SYN KEYLESS	INSTALACIÓN ELÉC. INYECCIÓN KEYLESS
3	4496	FAISCEAU LUMIÈRE RACING	ELECTRIC SYSTEM	RACING INSTALACIÓN ELÉCTRICA
4	0413	COMMODO GAUCHE	LEFT SWITCH ASSEMBLY	CONMUTADOR ELÉCTRICO IZQUIERDA
5	3099	CALE BATTERIE	BATTERY MOUNTING BRACKET	SOPORTE BATERÍA
6	M283	VIS BHC M6 X 16	SCREW BHC M6X16	TORNILLO BHC M6X16
7	C405	AMPOULE CLIGNO 10 W 12V	LIGHT BULB 10W 12V	BOMBILLA INTERMITENTES 10W 12V
8	5004	CLIGNOTANT AVD/ARG	TURN LIGHT/FRONT RIGHT - REAR LEFT	INTERMITENTES DEL.DER/TRAS. IZQ.
9	5005	CLIGNOTANT AVG/ARD	TURN LIGHT/FRONT LEFT - REAR RIGHT	INTERMITENTES DEL./IZQ.TRAS./DER
10	0447	KLAXON	HORN	CLAXON
11	3053	PHARE AVANT COMPLET ENDURO 2012	HEADLIGHT ASSEMBLY	FARO DELANTERO
12	C403	AMPOULE PHARE HOMOL 35/35W 12V	HEADLIGHT BULB 35/35W 12V	BOMBILLA FARO 35/35 12V
13	M330	COLLIER RISLAN 178X4,8	ZIP TIE 178X4.8	ABRAZADERA 178X4.8
14	C441	COLLIER RISLAN 208X4,8	ZIP TIE 208X4.8	ABRAZADERA 208X4.8
15	M331	COLLIER RISLAN 100X2,5	ZIP TIE 100X2.5	ABRAZADERA 100X2.5
16	3094	BATTERIE 12V 5Ah	BATTERY 12V 5Ah	BATERÍA 12V 5Ah
17	M318	RONDELLE M4	WASHER M4	ARANDELA M4
18	1291	SUPPORT RELAIS	HOLDER RELAY	SOPORTE RELÉ
19	5095	RELAIS ECU SYN	SYN ECU RELAY	RELÉ ECU SYN END
20	0967	BOBINE CRAYON	COIL ASSY IGNITION	PIPA BUJÍA
21	0367	RELAIS DEMARREUR	STARTER RELAY	RELÉ DEMARRER
22	0661	FUSIBLE 30 A	FUSE 30A	FUSIBLE 30 A
23	0592	VIS THEP 6 X 8	SCREW THEP 6 X 8	TORNILLO THEP 6 X 8
24	M307	ECROU M4	NUT M4	TUERCA M4
25	4385	REGULATEUR	REGULATOR	REGULADOR
26	0546	VIS THEP M6X20	SCREW THEP M6X20	TORNILLO THEP M6X20
27	3774	BLOC CLE DEMARRAGE	IGNITION SWITCH	BLOC LLAVE ARRANQUE
28	4387	COMPTEUR DE VITESSE	SPEEDOMETER	VELOCÍMETRO
29	4508	CÂBLE CAPTEUR COMPTEUR	SPEEDOMETER SENSOR HARNESS	INSTALACIÓN SENSOR VELOCÍMETRO
30	M267	VIS CHC M4X16 (V1)	CHC SCREW M4X16 (V1)	TORNILLO CHC M4X16 (V1)
30	1474	VIS CHC M4X18 (V2)	SCREW CHC M4X18 (V2)	TORNILLO CHC M4X18 (V2)
31	4513	ENTRETOISE COMPTEUR (V1)	SPEEVE SPEEDOMETER (V1)	CASQUILLO VELOCÍMETRO (V1)
31	5575	SILENTBLOC M4 (V2)	SILENTBLOC M4 (V2)	SILENTBLOC M4 (V2)
32	4389	SUPPORT COMPTEUR VITESSE STD	SPEEDOMETER BRACKET STD	SOPORTE VELOCÍMETRO STÁNDAR

Faisceau électrique / Electrical system / Instalación eléctrica



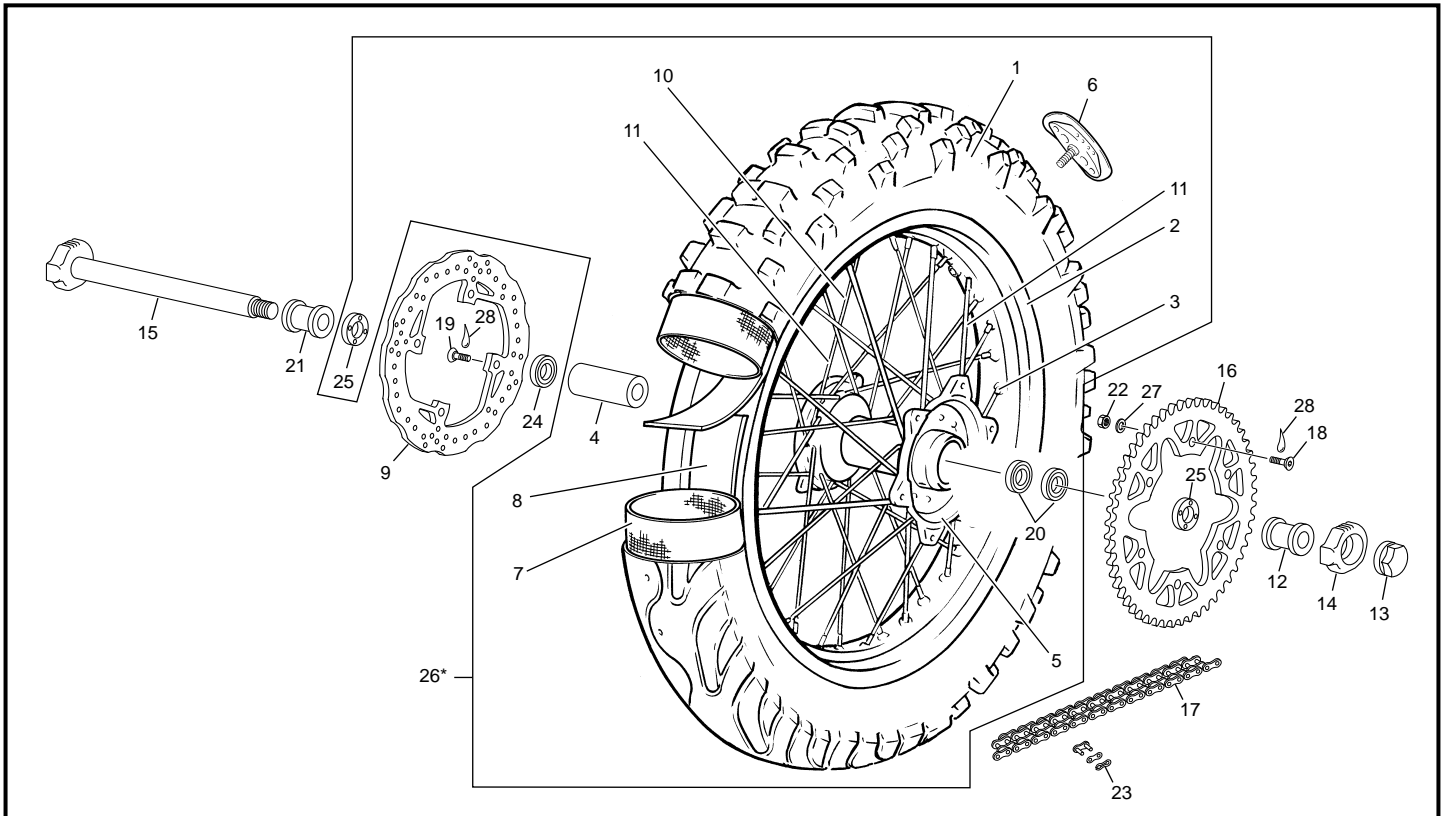
POS.	250 SE F-R / 300 SE F-R	FRANÇAIS	ENGLISH	ESPAÑOL
32	4526	SUPPORT COMPTEUR VITESSE RACING	SPEEDOMETER BRACKET RACING	SOPORTE VELOCÍMETRO RACING
33	0656	VIS THEP M6X16	SCREW THEP M6X16	TORNILLO THEP M6X16
34	3459	ECU SYN M3C STD	ECU SYN M3C STD	ECU SYN M3C ESTÁNDAR
35	3096	ENTRETOISE DE CARROSSERIE	SPACER	DISTANCIADOR
36	0553	VIS THEP M5X12	SCREW THEP M5X12	TORNILLO THEP M5X12
37	3509	FAISCEAU ACCESSOIRE (KLAXON, CLIGNO)	ELECTRI. SYSTEM ACESORY	INSTALACIÓN ELECTRICA ACCESORIO
38	3510	FE. ÉCLAIRAGE PLAQ. IMMATRICULATION	PLATE NUMBER REAR LIGHT	FARO TRASERO
39	3506	FEUX ARRIÈRE ET FEUX STOP	REAR LIGHT AND STOP	FARO TRASERO Y STOP
40	4088	PATTE FIXACION KLAXON	HORN FISIATION	CLAXON FIJACIÓN
41	4474	MOUSSE PROTECTION ECU	FOAM SUPPORT ECU	ESPUMA SUPORTE CENTRALITA
42	0659	VIS CHC M5X25	SCREW CHC M5X25	TORNILLO CHC M5X25
43	M283	ECROU NYLSTOP M6	NYLSTOP NUT M6	TUERCA NYLSTOP M6
44	C427	RONDELLE M6	WASHER M6	ARANDELA M6
45	----	AMPOULE POSITION W5W	POSTION BULB W5W	BOMBILLA POSICIÓN W5W
46	3502	SUPPORT CLIGNOTANT DROITE	SUPORT RIGHT TURN LIGHT	SOPORTE INTERMITENTES DER.
47	3503	SUPPORT CLIGNOTANT GAUCHE	SUPORT LEFT TURN LIGHT	SOPORTE INTERMITENTES IZQ.
48	0364	CENTRALE CLIGNOTANT	INDICATIVE LIGHT SYSTEM	CENTRAL INTERMITENCIA
49	M378	ECROU CLIP M5	NUT CLIP M5	TUERCA CLIP M5

Roue avant / Front wheel / Rueda delantera



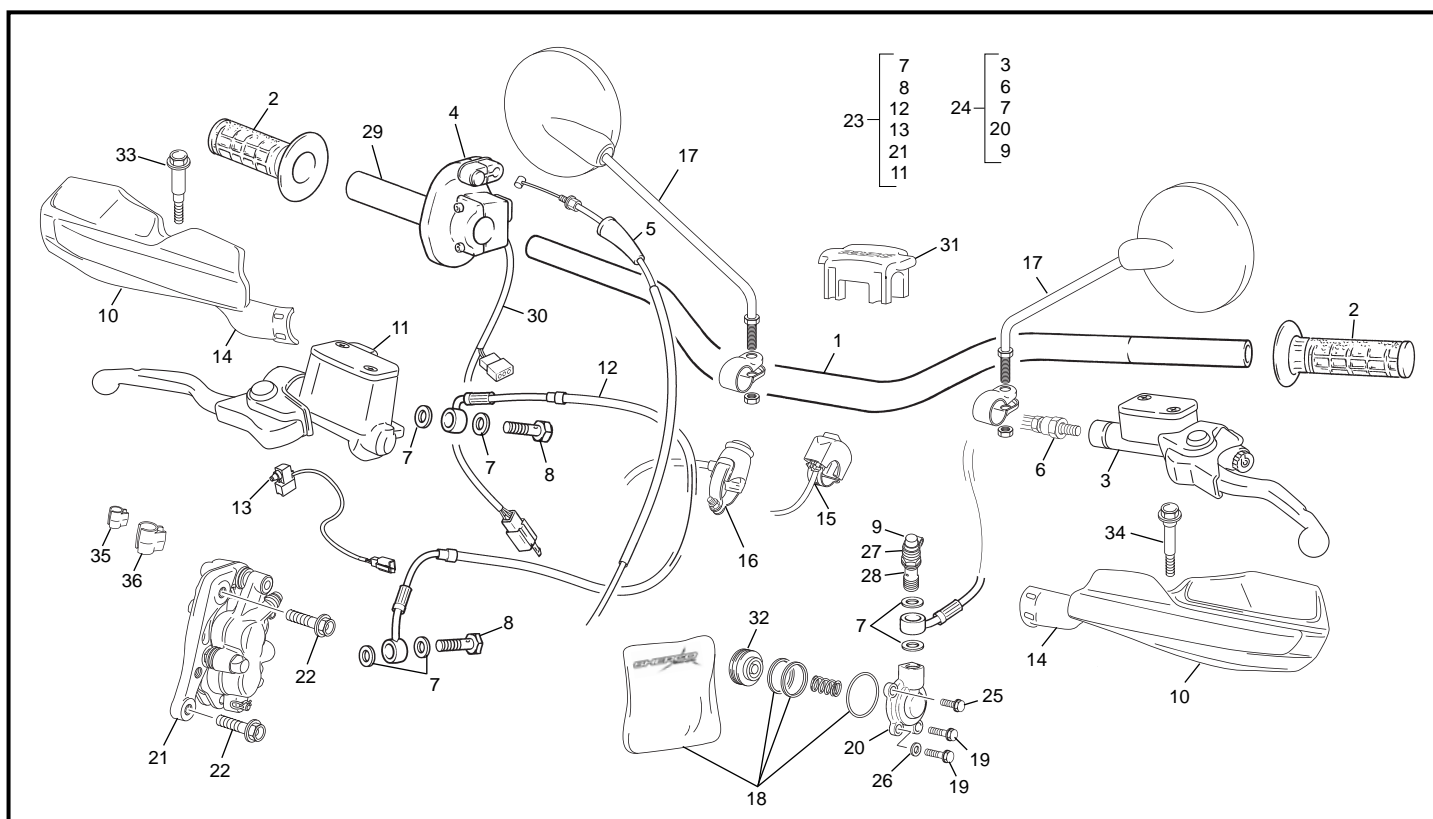
POS.	250 SE F-R / 300 SE F-R	FRANÇAIS	ENGLISH	ESPAÑOL
1	4468	PNEU AVANT 90X100/21	FRONT TIRE 90X100X21	PNEUMÁTICO DEL 90X100/21
2	1203	JANTE AV 1,6 X 21 NOIR	FRONT RIM 1,6 X 21 BLACK	LLANTA DEL 1,6 X 21 NEGRO
3	6181	ECROU RAYON	SPOKE NIPPLE	TUERCA RADIO
4	6183	RAYON AVANT 3,5/3/3,5 X 233 (36)	SPOKE 3,5/3/3,5 X 233 (36)	RADIO DELANTERO 3,5/3/3,5 X 233 (36)
5	0822	MOYEU COMPLET AV	HUB	BUJE CPL
6	3575	GRIPSTER 1.6	RIM LOCK	AGARRA CUBIERTAS
7	0313	CHAMBRE A AIR 21	INNER TUBE 21	CAMARA 21
8	0314	FOND JANTE AV 21	RIM BAND 21	FONDO LLANTAS 21
9	3497	DISQUE FREIN AV 260 MM WP	FRONT BRAKE DISC 260 MM WP	DISCO FRENO DEL 260 MM WP
10	R049	ROULEMENT DE MOYEU 6004 2RS	HUB BEARING 6004 2RS	RODAMIENTO BUJE 6004 2RS
11	0706	JOINT A LEVRES 25X42X7	OIL SEAL 25X42X7	RETÉN 25X42X7
12	2192	ENTRETOISE ROUE AVANT WP	FRONT WHEEL SPACER WP	CASQUILLO RUEDA DEL WP
13	0316	ECROU ROUE AVANT	FRONT AXLE NUT	TUERCA RUEDA DEL
14	3500	AXE DE ROUE AVANT RACING WP	FRONT WHEEL AXLE RACING WP	EJE RUEDA DEL RACING WP
15	0452	VIS SPECIALE DISQUE	ROTOR BOLTS	TORNILLO ESPECIAL DISCO FRENO
16	6179	ROUE AVANT NOIRE SANS DISQUE	FRONT WHEEL BLACK WITHOUT DISC	RUEDA DELANTERA NEGRA SIN DISCO
17	----	FREIN FILET BLEU	THREAS LOCKER BLUE	AUTOBLOCANTE AZUL
18	4529	AIMANT	MAGNET	IMÁN
19	4603	CIRCLIP Ø9	CIRCLIP Ø9	CIRCLIP Ø9
20	4972	ENTRETOISE MOYEU AVANT	FRONT HUB SPACER	SEPARADOR BUJE DELANTERO

Roue arrière / Rear wheel / Rueda trasera



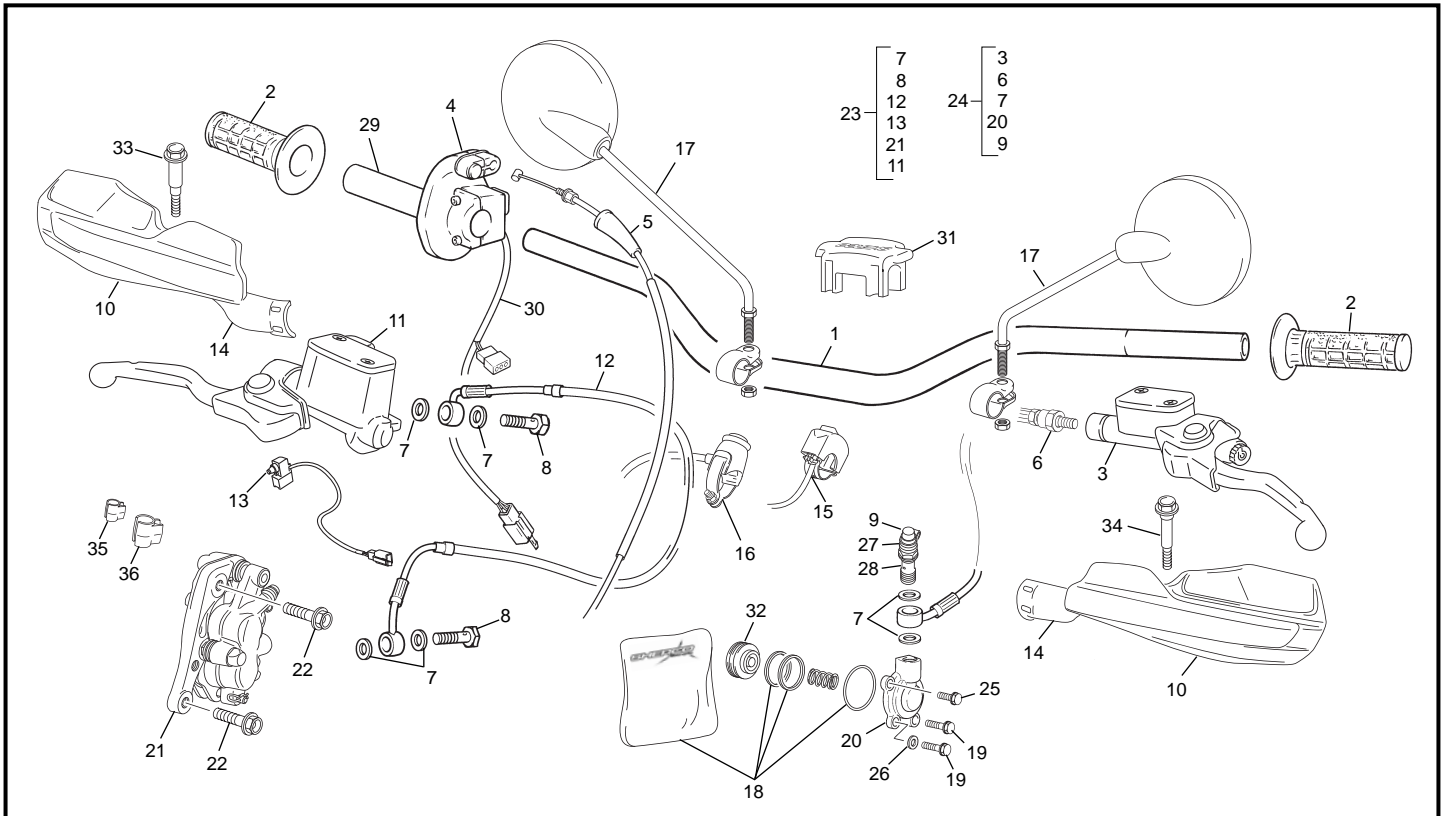
POS.	250 SE F-R / 300 SE F-R	FRANÇAIS	ENGLISH	ESPAÑOL
1	5110	PNEU ARRIÈRE 140X18	REAR TIRE 140X18	NEUMÁTICO TRASERO 140X18
2	1204	JANTE ARRIÈRE 2.15X18 NOIRE	REAR RIM 2.15 X 18 BLACK	LLANTA TRASERA 2.15 X 18 NEGRA
3	6182	ECROU RAYON	SPOKE NIPPLE	TUERCA RADIO
4	4973	ENTRETOISE MOYEU ARRIÈRE	REAR HUB SPEACER	SEPARADOR BUJE TRASERO
5	0823	MOYEU COMPLET ARRIÈRE	REAR HUB	BUJE TRASERO
6	3576	GRIPSTER 2.15" ARRIÈRE	REAR RIM LOCK	AGARRACUBIERTAS TRASERO
7	0324	CHAMBRE AIR 18"	REAR INNER TUBE 18	CÁMARA 18
8	0325	FOND DE JANTE 18"	REAR RIM BAND 18	FONDO LLANTA 18
9	3499	DISQUE FREIN ARRIÈRE	REAR BREAK DISC	DISCO FRENO TRASERO
10	0711	RAYON POST. 4X200 (9)	SPOKE 4X200 (9)	RADIO TRASERO 4X200 (9)
11	0712	RAYON POST. 4X208 (27)	SPOKE 4X208 (27)	RADIO TRASERO 4X208 (27)
12	0343	ENTRETOISE ROUE ARRIÈRE GAUCHE	LH REAR WHEEL SPACER	CASQUILLO IZQ. RUEDA TRASERA
13	0329	ECROU ROUE ARRIÈRE	REAR AXLE NUT	TUERCA RUEDA TRASERA
14	0327	TENSEUR CHAÎNE DROIT	RH CHAIN TENSIONER	TENSOR CADENA
15	0326	AXE DE ROUE ARRIÈRE	REAR AXLE	EJE RUEDA TRASERA
16	6745	COURONNE ARRIÈRE 48 D NOIRE	REAR SPROCKET 48 T BLACK	CORONA 48D NEGRA
16	6746	COURONNE ARRIÈRE 49 D NOIRE	REAR SPROCKET 49 T BLACK	CORONA 49D NEGRA
16	6747	COURONNE ARRIÈRE 50 D NOIRE	REAR SPROCKET 50 T BLACK	CORONA 50D NEGRA
17	5065	CHAÎNE 114M	CHAIN 114M	CADENA 114M
18	0454	VIS SPECIALE COURONNE	SPROCKET BOLTS	TORNILLO ESPECIAL CORONA
19	0452	VIS SPECIALE DISQUE	BRAKE ROTOR BOLTS	TORNILLO ESPECIAL DISCO FRENO
20	0716	ROULEMENT 6005 2RS1 25X47X12	BEARING 6005 2RS1 25X47X12	RODAMIENTO 6005 2RS1 25X47X12
21	3495	ENTRETOISE ROUE ARRIÈRE DROITE	RH REAR WHEEL SPACER	CASQUILLO RUEDA TRASERA DERECHO
22	M305	ECROU NYLSTOP M8 0368.10	NUTNYLSTOP M8	TUERCA NYLSTOP M8
23	R473	ATTACHE RAPIDE	CONNECTING LINK	ENGANCHE
24	0707	ROULEMENT 63005 2RS 25X47X16	BEARING 63005 2RS 25X47X16	RODAMIENTO 63005 2RS 25X47X16
25	0718	JOINT A LÈVRE 32X42X7	OIL SEAL 32X42X7	RETÉN 32X42X7
26	6180	ROUE ARR. SANS DIS./COURON. NOIRE	REAR WHEEL WITH. DISK/SPOKET BLA.	RUEDA TRAS. SIN DISCO/CORONA NEG
27	C430	RONDILLE M8	WASHER M8	ARANDELA M8
28	----	FREIN FILET BLEU	THREAD LOCKER BLUE	AUTOBLOCANTE AZUL

Guidon / Handlebar / Manillar



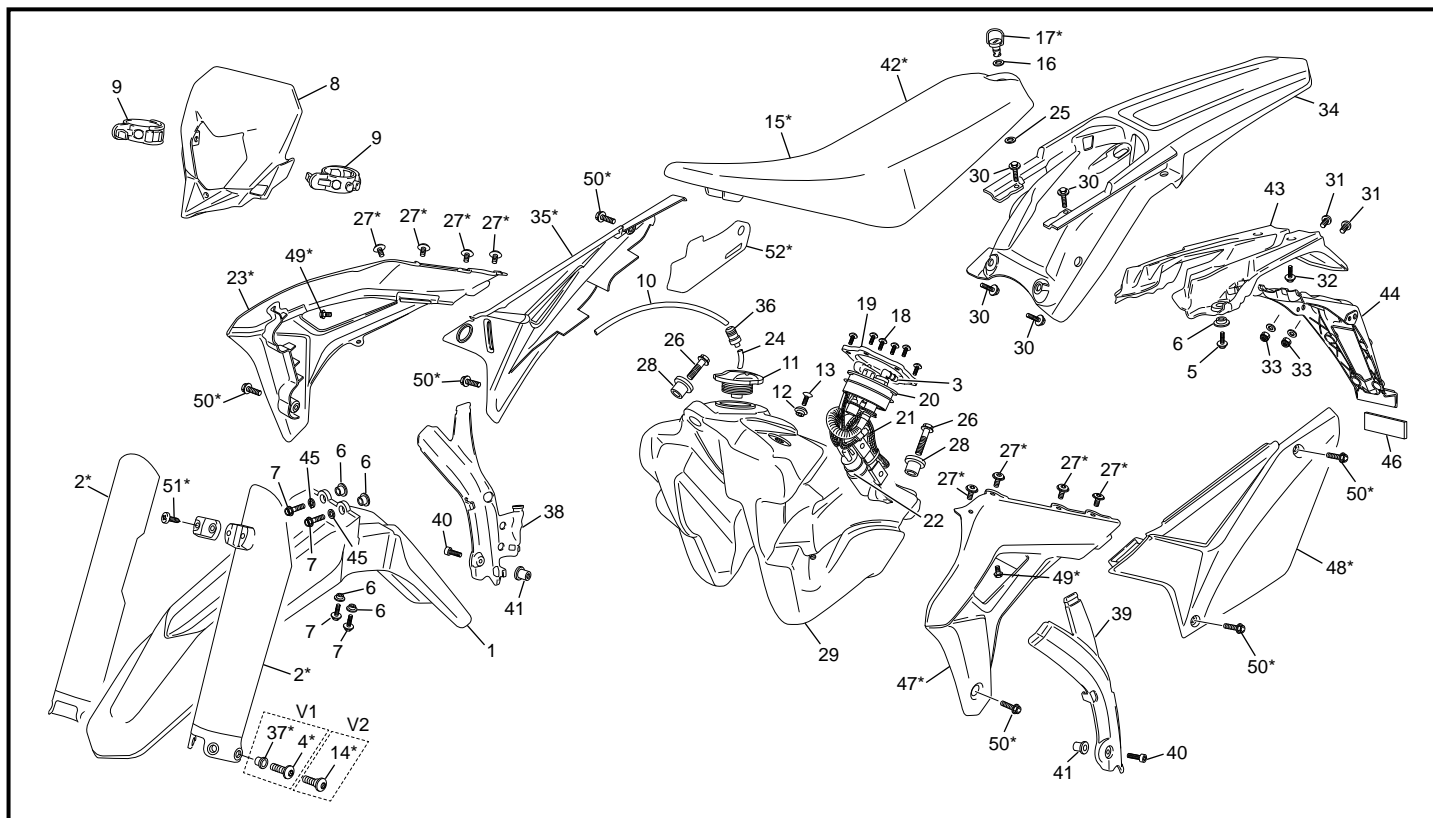
POS.	250 SE F-R	300 SE F-R	FRANÇAIS	ENGLISH	ESPAÑOL
1	1225	1225	GUIDON NOIR	HANDLEBAR BLACK	MANILLAR NEGRO
2	6100	6100	GROUPE POIGNEES PAIRE	GRIP SET - SHERCO	JUEGO EMPUÑADURAS SHERCO
3	3468	3468	POMPE EMB CPL	CLUTCH MASTER CYLINDER ASSEMBLY	CTO. BOMBA EMBRAGUE
4	4386	4619	COMMANDE DE GAZ	THROTTLE GAS	MANDO GAS
5	4356	4832	CABLE DE GAZ	THROTTLE CABLE	CABLE DE GAS
6	3617	3617	DURITE EMBRAYAGE	CLUTCH HOSE ASSEMBLY	LATIGUILLO EMBRAGUE
7	3620	3620	RONDELLE BANJO	ALUMINIUM SEAL	ARANDELA BANJO
8	3619	3619	VIS BANJO MAITRE CYLI. FREIN AVANT	BANJO BOLT	TORNILLO RACORD M10X21
9	3618	3618	CAPUCHON	CAP	CONJ. RACORD CON SANGRADO
10	6748	6748	PARE MAINS BLANC	HAND GUARD SET WHITE	PARAMANO BLANCO JUEGO
11	3558	3558	POMPE FREIN AV CPL	FRONT BRAKE MASTER CYLINDER ASSY	BOMBA FRENO DELANTERO
12	3563	3563	DURITE FREIN AV TEFLON	FRONT BRAKE HOSE 450 TEFLON	LATIGUILLO FRENO DELANTERO TEFLÓN
13	3697	3697	CONTACT FREIN AVANT	CONTACT FRONT BRAKE LIGHT	INTERRUPTOR FRENO DELANTERO
14	6261	6261	SUPPORT PARES MAINS JEU	HAND GUARD BRACKETS BLUE SET	SOPORTE MANO JUEGO
15	3507	3507	COMMUTATEUR PHARE RACING	COMMAND LIGHT RACING	CONMUTADOR FARO RACING
16	3658	3658	BOUTON STOP MOTEUR	STOP ENGINE	STOP MOTOR
17	S232	S232	RETROVISEUR	MIRROR	RETROVISOR
18	1954	1954	KIT REPARATION PISTON EMBRAYAGE	CLUTCH MASTER CYLINDER REPAIR KIT	KIT REPARACIÓN BOMBA EMBRAGUE
19	0656	0656	VIS THEP M6X16	SCREW THEP M6X16	TORNILLO THEP M6X16
20	6616	6616	RECEPTEUR EMB CPL	CLUTCH SLAVE CYLINDER	RECEPTOR EMBRAGUE CPL
21	3561	3561	ETRIER FREIN AVANT	FRONT CALIPER ASSY	PINZA FRENO DELANTERO
22	4620	4620	VIS D'ÉTRIER THEP M8X32	FRONT CALIPER SCREW THEP M8X32	TORNILLO DE LA PINZA THEP M8X32
23	3489	3489	GROUPE FREIN AVANT COMPLET	COMP. FRONT BRAKE HYDR. SYSTEM	CTO. FRENO DEL.
24	3659	3659	GROUPE EMBRAYAGE COMPLET	COMPLETE CLUTCH HYDRAULIC SYSTEM	CTO. EMBRAGUE
25	0943	0943	VIS THEP M6X12	SCREW THEP M6X12	TORNILLO THEP M6X12
26	M317	M317	RONDELLE 6X12	WASHER 6X12	ARANDELA 6X12
27	3639	3639	PURGEUR	BLEEDERG SCREW	TORNILLO DE PURGA
28	3640	3640	RACCORD BANJO	BANJO BOLT	TORNILLO BANJO
29	4974	4974	TUBE COMMANDE DE GAZ	PIPE THROTTLE CONTROL	TUBO MANDO DE GAS
30	4975	4975	CONNECTEUR DOUBLE COURBE	SWITCH MAPPING	CONECTOR DOBLE MAPATURA
31	1270	1270	MOUSSE GUIDON	FOAM HANDLEBAR	ESPUMA MANILLAR
32	3915	3915	CYLINDRE RECEPTEUR D EMBRAYAGE	CYLINDRE CLUTCH RECEIVER	CILINDRO BOMBIN EMBRAGE

Guidon / Handlebar / Manillar



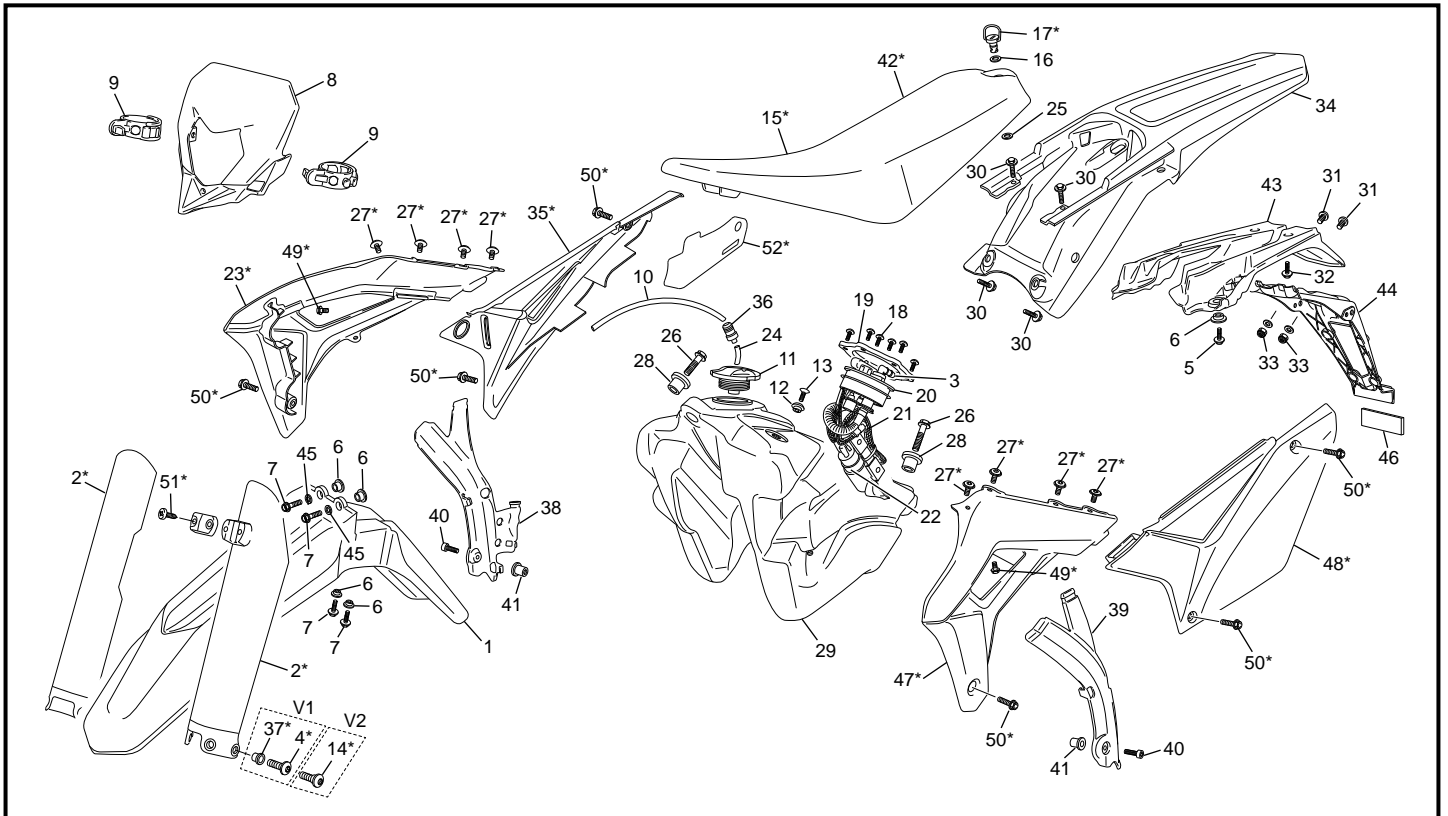
POS.	250 SE F-R	300 SE F-R	FRANÇAIS	ENGLISH	ESPAÑOL
33	6213	6213	VIS PARES MAINS SEF DROIT	HAND GUARD SCREW BRAKE SIDE	TORNILLO PARA MANO SEF DERECHA
34	6214	6214	VIS PARES MAINS SEF GAUCHE	HAND GUARD SCREW CLUTCH SIDE	TORNILLO PARA MANO SEF IZQUIRDA
35	6635	6635	CLIP DURITE CABLE (PETIT)	HOSES FIXING CLIP (SMALL)	CLIP FIJACIÓN CABLE (PEQUEÑO)
36	6636	6636	CLIP DURITE CABLE (GRAND)	HOSES FIXING CLIP (LARGE)	CLIP FIJACIÓN CABLE (GRANDE)

Plastiques / Plastics / Plásticos



POS.	250 SE F-R / 300 SE F-R	FRANÇAIS	ENGLISH	ESPAÑOL
1	6383	PARE BOUE AVANT	FRONT FENDER	GUARDABARROS DELANTERO
2	2960	PROTECTEUR FOURCHE BLANC JEU	LEFT FORK PROTECTOR SET WHITE	PROTEC. HORQUILLA JUEGO BLANCO
3	4944	RACCORD POMPE A ESSENCE	FUEL CONEXION PUMP	CONECTOR BOMBA GASOLINA
4	0943*	VIS TH EP 6 X 12	SCREW TH EP M6 X 12	TORNILLO TH EP M6 X 12
5	0546	VIS THEP M6 X 20	SCREW THEP M6 X 20	TORNILLO THEP M6 X 20
6	3097	ENTRETOISE DE CARROSSERIE 1	PLASTICS SPACER 1	DISTANCIADOR PARA PLÁSTICOS 1
7	0546	VIS THEP M6 X 20	SCREW THEP M6 X 20	TORNILLO THEP M6 X 20
8	3065	PLAQUE PHARE	FRONT LIGHT	PLACA FARO
9	H050	ELASTIQUE PLAQUE PHARE	HEADLIGHT RUBBER MOUNT	ELÁSTICO PLACA FARO
10	0252	DURITE MISE A L'AIR 350MM	FUEL LINE 350MM	TUBO RESPIRADERO 350MM
11	H398	BOUCHON ESSENCE	FUEL TANK CAP	TAPÓN GASOLINA
12	0497	FIXATION SELLE RESERVOIR	SPACER SEAT /TANK	CASQUILLO SILLÍN DEPÓSITO
13	0652	VIS FHC M6X25	SCREW FHC M6X25	TORNILLO AVELLANADO M6 X 25
14	6757*	VIS SPECIAL	SPECIAL SCREW	TORNILLO ESPECIAL
15	6971*	SELLE	SEAT	SILLÍN
16	0532	RONDELLE PLASTIQUE DZUS	PLASTIC WASHER DZUS	ARANDELA PLÁSTICO DZUS
17	6620	DZUS DE SELLE	DZUS FASTENER	CIERRE SILLÍN
18	0888	VIS THEP M5 X 16	SCREW THEP M5 X 16	TORNILLO THEP M5 X 16
19	3033	PLAQUE FIXATION POMPE À ESSENCE	INJECTION PUMP HOLDER	SOPORTE BOMBA INYECCIÓN
20	3550	JOINT POMPE À ESSENCE	FUEL PUMP O RING	TÓRICA DEL BOMBA DE GASOLINA
21	3482	POMPE À ESSENCE BITRON	FUEL PUMP BITRON	BOMBA DE GASOLINA BITRON
22	3351	FILTRE A ESSENCE	PETROL FILTER BITRON	FILTRO DE GASOLINA
23	6968*	OUIE DROITE	RADIATOR SIDE PANEL RIGHT	PLACA RADIADOR DERECHA
24	5585	DURITE 35MM	FUEL HOSE 35MM	TUBO GASOLINA 35MM
25	0533	RONDELLE VEROUILLAGE DZUS	WASHER DZUS	ARANDELLA VEROUILLAGE
26	0547	VIS THEP M6 X 30	SCREW THEP M6 X 30	TORNILLO THEP M6 X 30
27	6812*	VIS M6 X 8	SCREW M6 X 8	TORNILLO M6 X 8
28	3349	SILENT BLOC RÉSERVOIR	TANK SILENT BLOC	SILENTBLOC DEL DEPÓSITO
29	6499	RÉSERVOIR D'ESSENCE	FUEL TANK	DEPOSITO DE GASOLINA
30	5201	VIS THEP M6 X 16	SCREW THEP M6 X 16	TORNILLO THEP M6 X 16
31	3679	VIS BHC E M6 X 20	SCREW BHC E M6 X 20	TORNILLO BHC E M6 X 20
32	3555	VIS PLASTIQUE M5 X 18	PLASTIC SCREW M5 X 18	TORNILLO POR PLASTICO M5 X 18
33	2086	ECROU À EMBASE M6	COLLAR HEX NUT FLAT M6	TUERCA CON VALONA M6
34	6502	GARDE BOUE ARRIÈRE	BACK MUDGUARD	GUARDABARROS TRA.

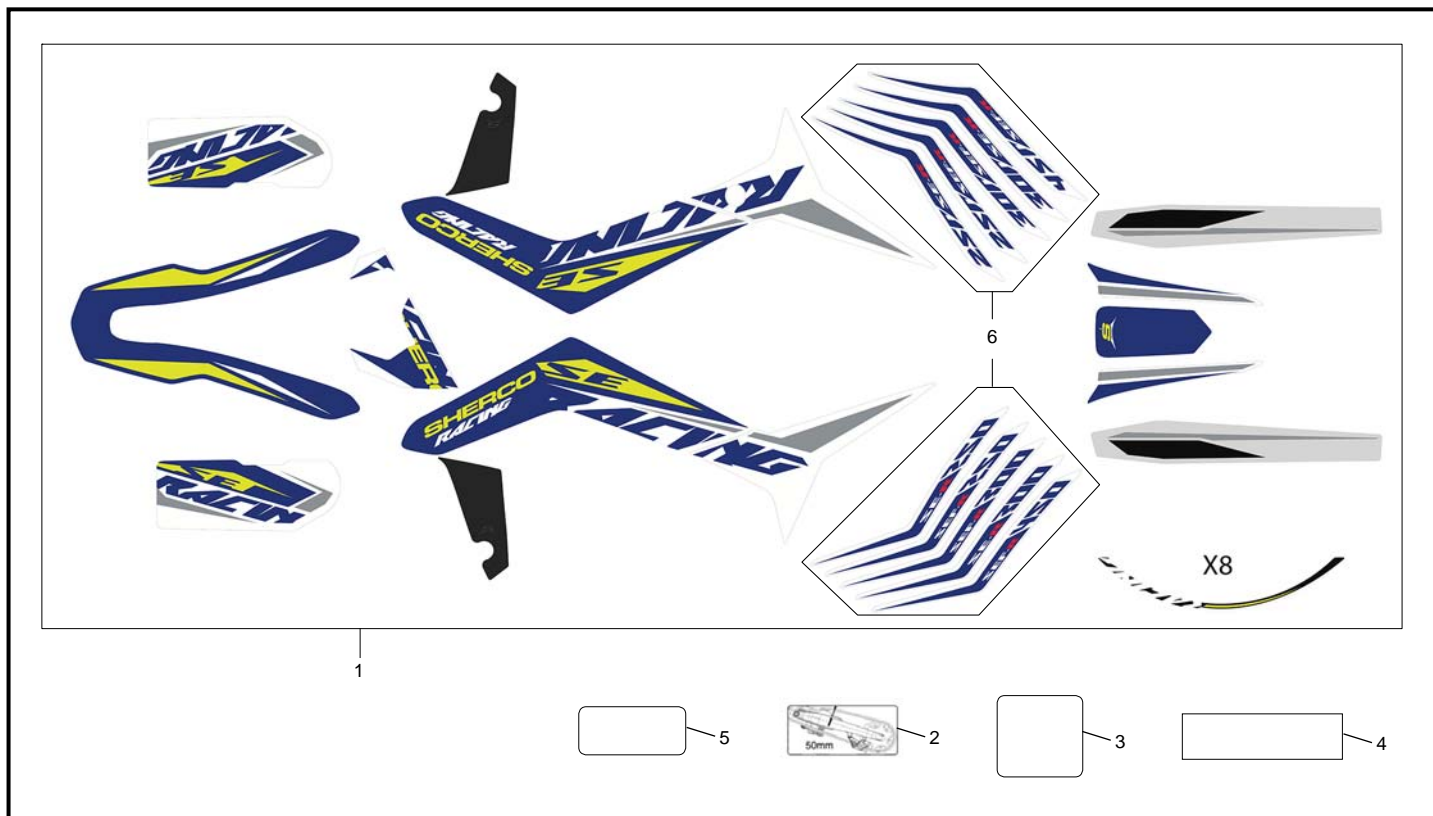
Plastiques / Plastics / Plásticos



POS.	250 SE F-R / 300 SE F-R	FRANÇAIS	ENGLISH	ESPAÑOL
35	6970*	PLAQUE LATÉRAL DROITE	NUMBER PLATE RIGHT	PLACA Nº DERECHA
36	2365	CLAPET ESSENCE	PETROL VALVE	VÁLVULA DE GASOLINA
37	6756*	ENTRETOISE	SPACER	CASQUILLO
38	6618	PROT. DE CADRE DROITE	RIGHT FRAME PLASTIC PROT.	PROT. PLASTICO CHASIS DERECHA
39	3486	PROT. DE CADRE GAUCHE	LEFT FRAME PLASTIC PROT.	PROT. PLASTICO CHASIS IZQUIERDA
40	3880	VIS BHC E M5X30	SCREW BHC E M5X30	TORNILLO BHC E M5X30
41	3793	WELL NUT	WELL NUT	SILEMBLOCK
42	7206*	HOUSE DE SELLE	SLEENE SET	FUNDA ASIENTO
43	6512	SUPPORT FEUX ARRIÈRE	SUPPORT RERD LIGHT	SOPORTE FARO TRASERO
44	3549	SUPPORT PLAQUE IMMATRCULATION	SUPPORT NUMBER PLATE	SOPORTE PLACA MATRÍCULA
45	M317	RONDILLE M6	WASHER M6	ARANDELA M6
46	1526	CATADIOPTRE ROUGE ARR.	RED REAR REFLECTOR	REFLECTOR TRASERO ROJO
47	6974*	OUIE GAUCHE	RADIATOR SIDE PANEL LEFT	PLACA RADIATOR IZQUIERDA
48	6975*	PLAQUE LATÉRAL GAUCHE	NUMBER PLATE LEFT	PLACA Nº IZQUIERDA
49	3554*	VIS BHC E M6X8	SCREW BHC E M6X8	TORNILLO BHC E M6X8
50	5200*	VIS THEP M6X20	SCREW THEP M6X20	TORNILLO THEP M6X20
51	3555*	VIS	SCREW	TORNILLO
52	6684*	PROTECTION THERMIQUE	THERMIC PROTECTION	PROTECTOR TERMICO

* NOUVELLE PIECE
NEW PART
PIEZA NUEVA

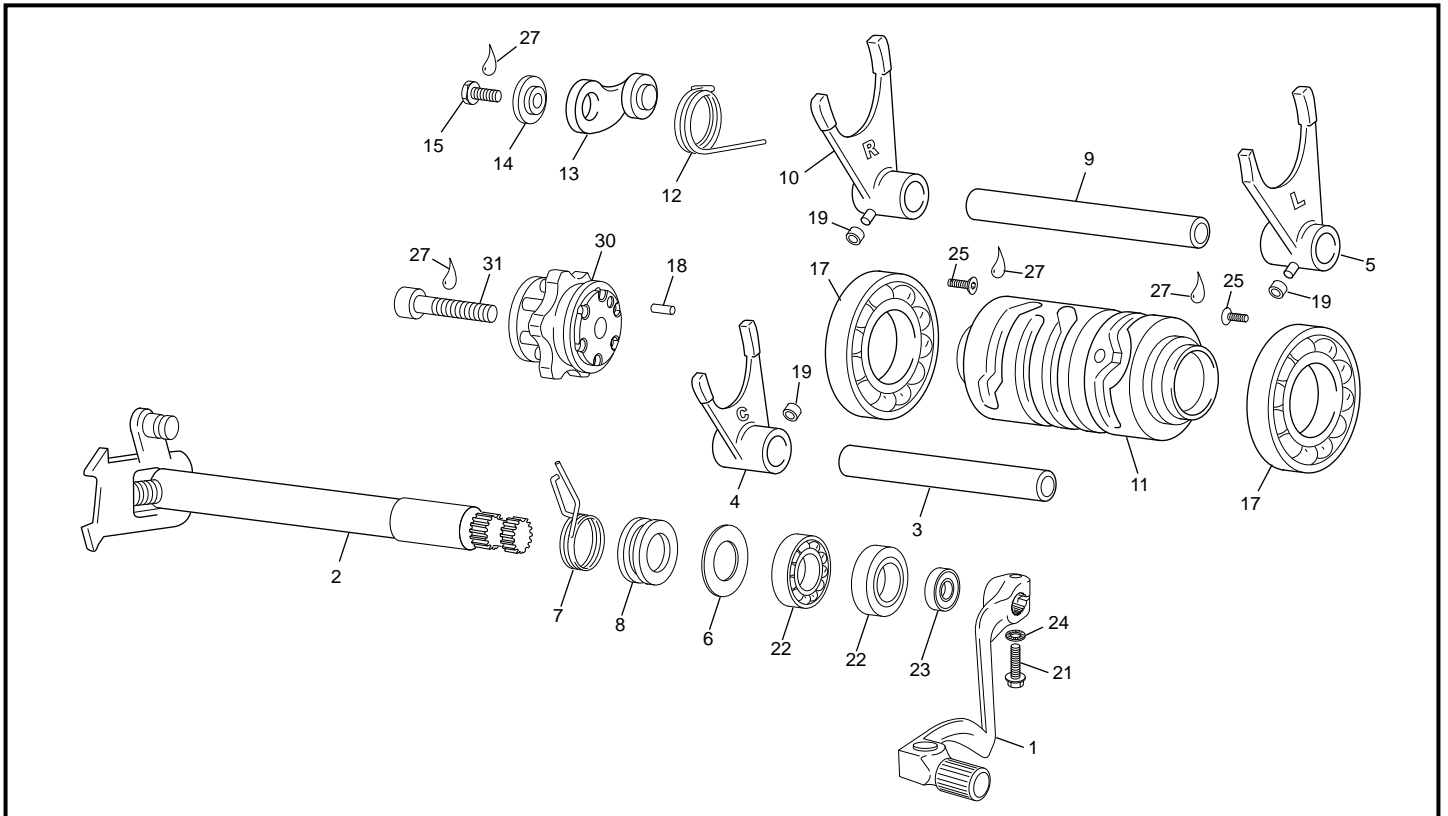
Adhésif / Sticker / Adhesivo



POS.	250 SE F-R	300 SE F-R	FRANÇAIS	ENGLISH	ESPAÑOL
1	6972*	6972*	KIT ADHÉSIF '18	STICKER KIT '18	CONJUNTO ADHESIVOS '18
2	3735	3735	ADHÉSIF TENSION DE CHAÎNE	STICKER CHAIN TENSIONER	ADHESIVO TENSION DE CADENA
3	3787	3787	ADH. PROTECTION DE FOURCHE	STICKER PROTECTION FORK	ADH. PROTECCIÓN HORQUILLA
4	4516	4516	ADH. PROTECTION N°. SERIE CADRE	STICKER N°. FRAME PROTECTION	ADH. N°. DE PROTECCIÓN CHASSIS
5	5617	5617	ADH. PROTECTION PLAQUE CONSTR.	STICKER CONSTR. PLATE PROTECTION	ADH. PLACA CONSTR. DE PROTECCIÓN
6	7122*	7121*	JEU ADHÉSIFS CYLINDRÉE '18	ADHESIVE KIT DISPLACEMENT '18	JUEGO ADHESIVOS CILINDRADA '18

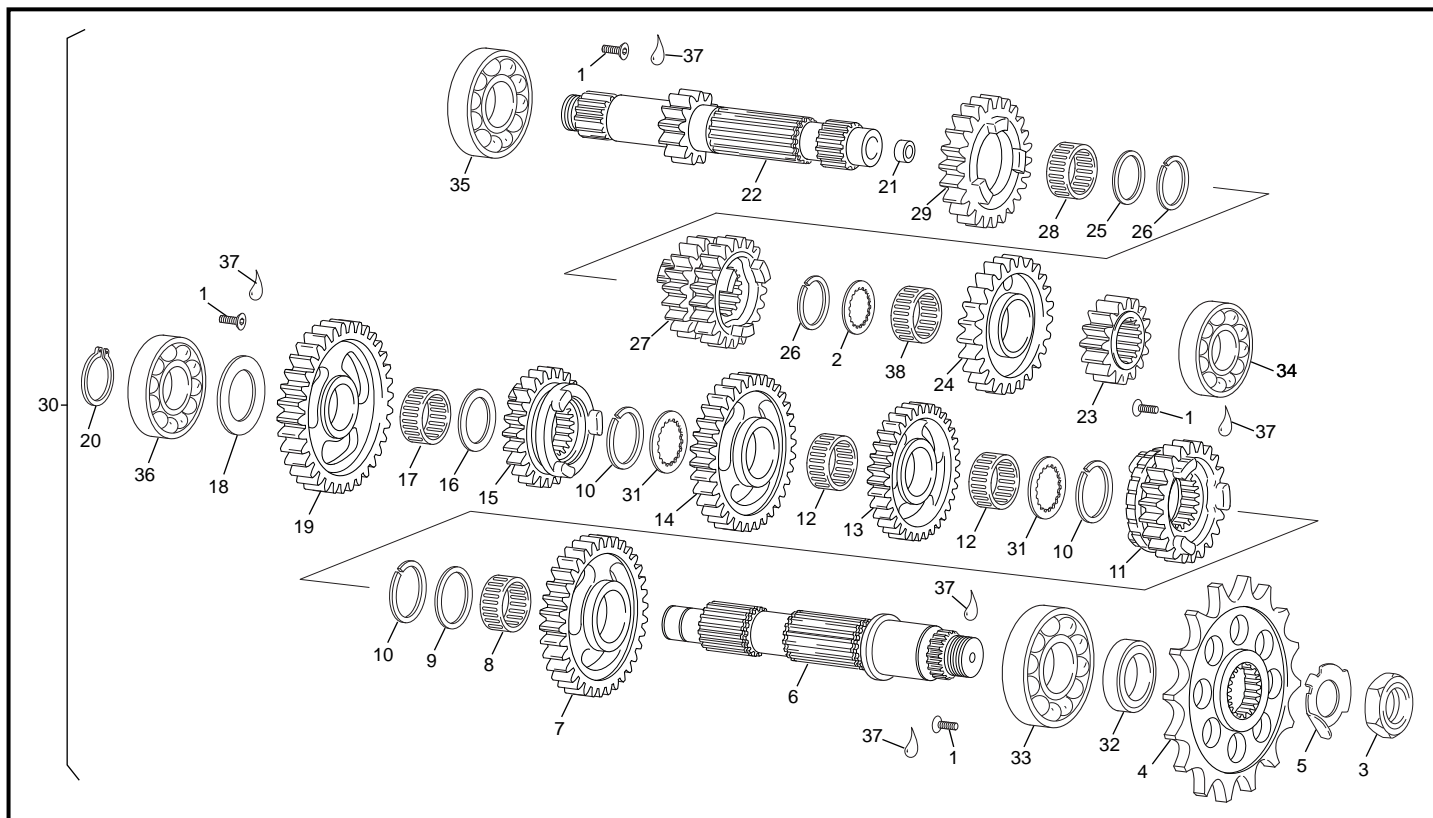
* NOUVELLE PIÈCE
NEW PART
PIEZA NUEVA

Selecteur / Gear selector group / Selector cambio



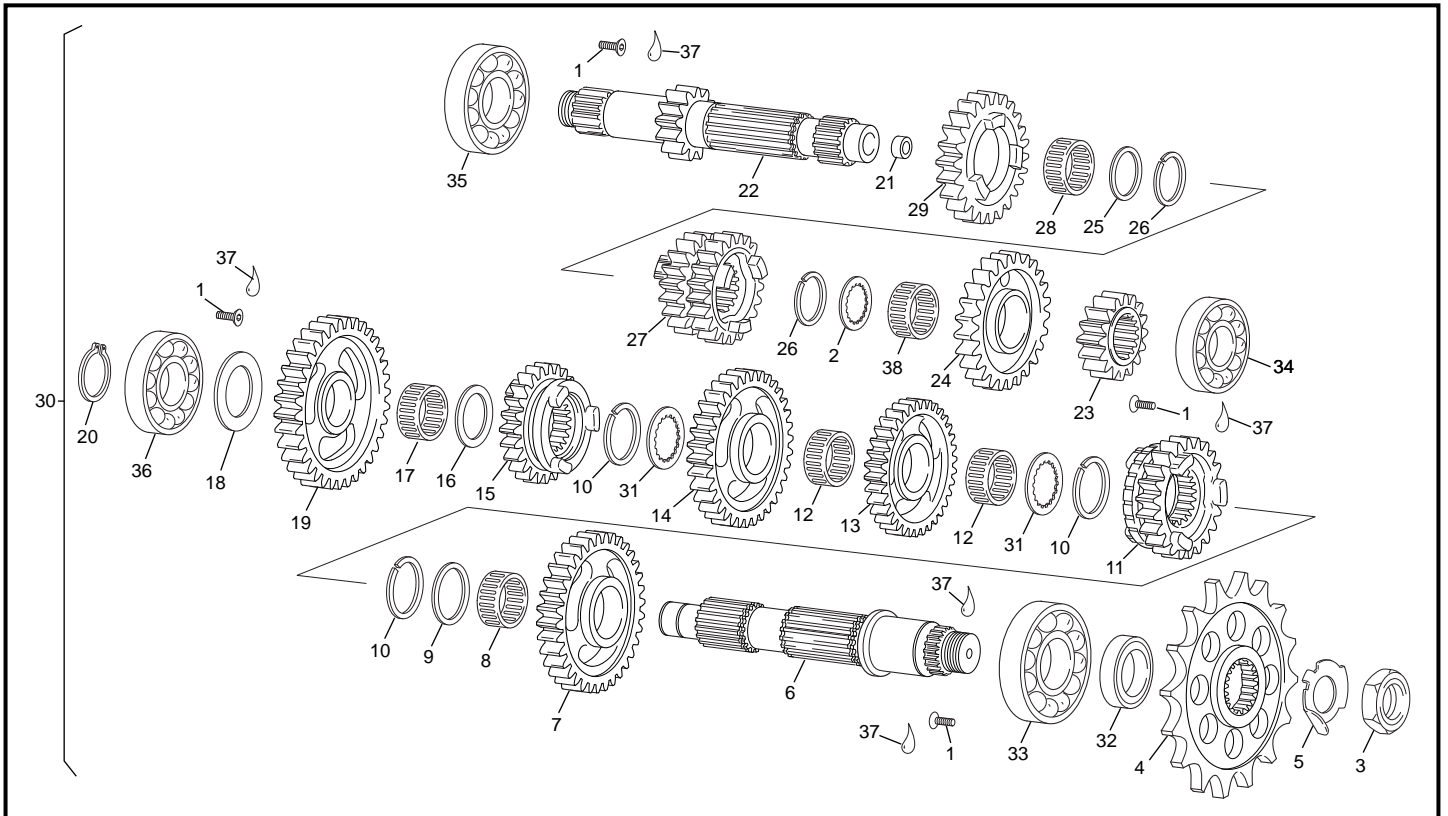
POS.	250 SE F-R / 300 SE F-R	FRANÇAIS	ENGLISH	ESPAÑOL
1	1042	LEVIER DE SELECTEUR ALU	SHIFT LEVER ASSY	PALANCA CAMBIO
2	5064	ARBRE SELECTEUR CPL	SHIFT SHAFT WITH PAWL ASSY	ÁRBOL SELECTOR
3	1019	AXE DE FOURCHETTE 90	FORK AXLE 90	EJE HORQUILLA 90
4	2324	FOURCHETTE 5/6	FORK 5/6	HORQUILLA 5/6
5	1016	FOURCHETTE 2/4	FORK 2/4	HORQUILLA 2/4
6	0529	RONDELLE 14X28X1	RONDELLE 14X28X1	ARANDELA 14X28X1
7	0208	RESSORT RAPPEL SELECTEUR	SPRING SHIFT LEVER	MUELLE SELECTOR
8	0209	DOUILLE RESSORT SELECTEUR	SPACER SPRING	CASQUILLO MUELLE SELECTOR
9	1018	AXE DE FOURCHETTE 100	FORK AXLE	EJE HORQUILLA 100
10	1017	FOURCHETTE 1/3	FORK 1/3	HORQUILLA 1/3
11	1013	TAMBOUR SELECTION	SELECTOR DRUM	DESMODRÓNICO SELECTOR
12	1022	RESSORT RAPPEL VEROUILLAGE	INDEX SPRING	MUELLE BUMERANG
13	5138	LEVIER DE VEROUILLAGE COMP.	INDEX LEVER ASSY	PALANCA CIERRE SELECTOR
14	0215	ENTRETOISE DE VEROUILLAGE	SPACER	CASQUILLO GUÍA LEVA
15	0548	VIS THEP M6X35	SCREW M6X35	TORNILLO M6X35
17	0868	ROULEMENT 6905	BEARING 6905	RODAMIENTO 6905
18	0101	AIGUILLE 3X11.8	NEEDLE 3X11.8	AGUJAS 3X15
19	1015	ROULEAU	ROLL	RODILLO
21	0546	VIS THEP 6X20	SCREW THEP 6X20	TORNILLO THEP 6X20
22	0527	DOUILLES A AIGUILLES HK 14X20X2	BEARING 14X20X2	RODAMIENTO 14X20X2
23	0660	JOINT 14X24X7	SEAL 14X24X7	RETÉN 14X24X7
24	0746	RONDELLE RESSORT TYPE 56	LOCKING DISC SPRING 56	ARANDELA DE SEGURIDAD TIPO 56
25	0872	VIS FHC M5X10	SCREW FHC M5X10	TORNILLO FHC M5X10
26	----	FREIN FILET BLEU	THREAD LOCKER BLUE	AUTOBLOCANTE AZUL
27	----	FREIN FILET BLEU	THREAD LOCKER BLUE	AUTOBLOCANTE AZUL
30	5137	ETOILE DE SÉLECTEUR EVO	INDEX SHIM EVO	ESTRELLA SELECTOR EVO
31	M253	VIS CHC M6X30	SCREW CHC M6X30	TORNILLO M6X30 EVO

Boîte a vitesses / Gear set / Cambio

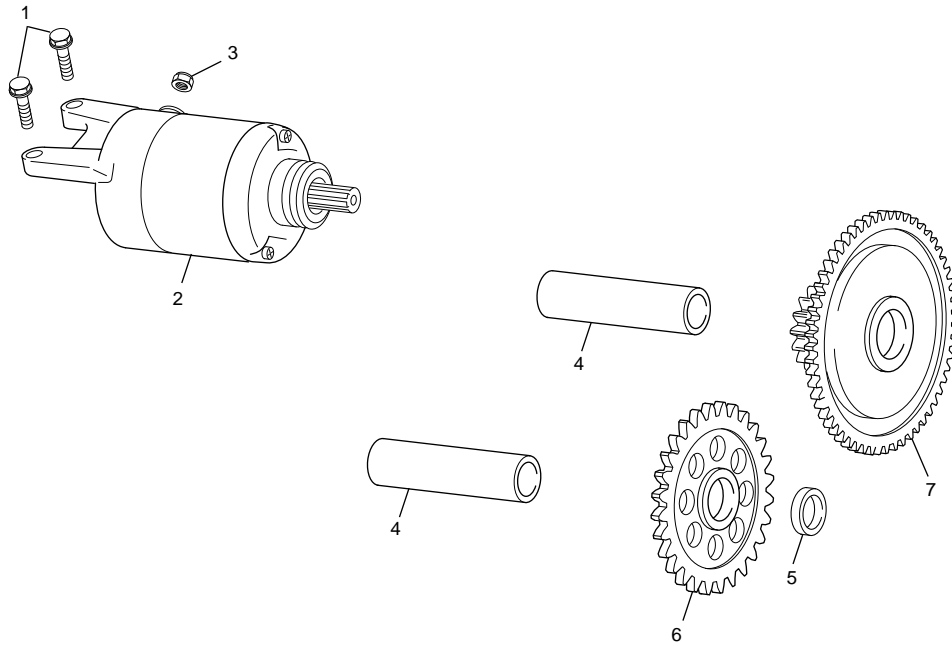


POS.	250 SE F-R / 300 SE F-R	FRANÇAIS	ENGLISH	ESPAÑOL
1	0872	VIS FHC M5X10	SCREW FHC M5X10	TORNILLO FHC M5X10
2	1794	RONDELLE 22,2X27.8X1	WASHER 22,2X27.8X1	ARANDELA 22,2X27.8X1
3	0994	ECROU M18X100	SCREW M18X100	TUERCA M18X100
4	1012	PIGNON CHAINE Z13	CHAIN PINION Z13	PIÑÓN CADENA Z13
4	1007	PIGNON CHAINE Z14	CHAIN PINION Z14	PIÑÓN CADENA Z14
5	3463	RONDELLE PIGNON CHAINE	WASHER CHAIN PINION	ARANDELA PIÑÓN CADENA
6	1775	ARBRE SECONDAIRE	SECONDARY SHAFT	EJE SECUNDARIO
7	4181	PIGNON Z30 2 ÈME	PINION Z30 2nd.	PIÑÓN Z30 2nd.
8	1778	BAGUE AIGUILLES 24X28X10	SPACER BEARING 24X28X10	CASQUILLO AGUJAS 24X28X10
9	1779	RONDELLE 24.2X32X1.5	WASHER 24.2X32X1.5	ARANDELA 24.2X32X1.5
10	1780	CIRCLIP SW23	SNAP RING SW23	CIRCLIP SW23
11	1781	PIGNON Z22/6 ÈME	PINION Z22/6rd.	PIÑÓN DE Z22/6rd.
12	1782	BAGUE AIGUILLES 20X24X10	SPACER BEARING 20X24X10	CASQUILLO AGUJAS 20X24X10
13	5062	PIGNON Z26/4 ÈME	PINION Z26/4th.	PIÑÓN Z26/4º
14	1785	PIGNON Z28/3 ÈME	PINION Z28/3RD	PIÑÓN Z28/3º
15	1784	PIGNON Z24/5 ÈME	PINION Z24/5º	PIÑÓN Z24/5º
16	1787	RONDELLE 18.2X28X1.5	WASHER 18.2X28X1.5	ARANDELA 18.2X28X1.5
17	1786	BAGUE AIGUILLES 18X22X10	SPACER BEARING 18X22X10	CASQUILLO AGUJAS 18X22X10
18	1788	RONDELLE 17X28X1.5	WASHER 17X28X1.5	ARANDELA 17X28X1.5
19	4180	PIGNON Z33/1 ÈRE	PINION Z33/1	PIÑÓN Z33/1º
20	M171	SEGMENT ARRET Ø17	RETAINING RING 17	SEEGER Ø17
21	1790	BAGUE BRONZE	SPACER	CASQUILLO
22	4332	ARBRE PRIMAIRE EVO 2	MAIN SHAFT EVO 2	EJE PRIMARIO EVO 2
23	4182	PIGNON Z17/2 ÈME	PINION Z17/2nd.	PIÑÓN Z17/2nd.
24	1793	PIGNON Z25/6 ÈME	PINION Z25/6th.	PIÑÓN Z25/6st.
25	1794	RONDELLE 22.2X27.8X1	WASHER 22.2X27.8X1	ARANDELA 22.2X27.8X1
26	1795	CIRCLIP SW21	SNAP RING SW21	CIRCLIP SW21
27	1796	PIGNON Z19/21 3 ÈME-4 ÈME	PINION Z19/21 3 RD -4 TH	PIÑÓN Z19/21 3º-4º
28	1797	BAGUE AIGUILLES 22X26X10	SPACER BEARING 22X26X10	CASQUILLO AGUJAS 22X26X10
29	5061	PIGNON Z23/5 ÈME	PINION Z23/5º	PIÑÓN Z23/5º
30	3537	BOITE A VITESSE CPL EVO 2	COMPLETE GEAR SET EVO 2	CTO. CAMBIO EVO 2
31	1799	RONDELLE 21,5X31X1	WASHER 21,5X31X1	ARANDELA 21,5X31X1
32	0877	JOINT 25X37X6	SEAL 25X37X6	RETÉN 25X37X6
33	0174	ROULEMENTS 6205 C3	BEARING 6205 C3	RODAMIENTO 6205 C3

Boîte a vitesses / Gear set / Cambio

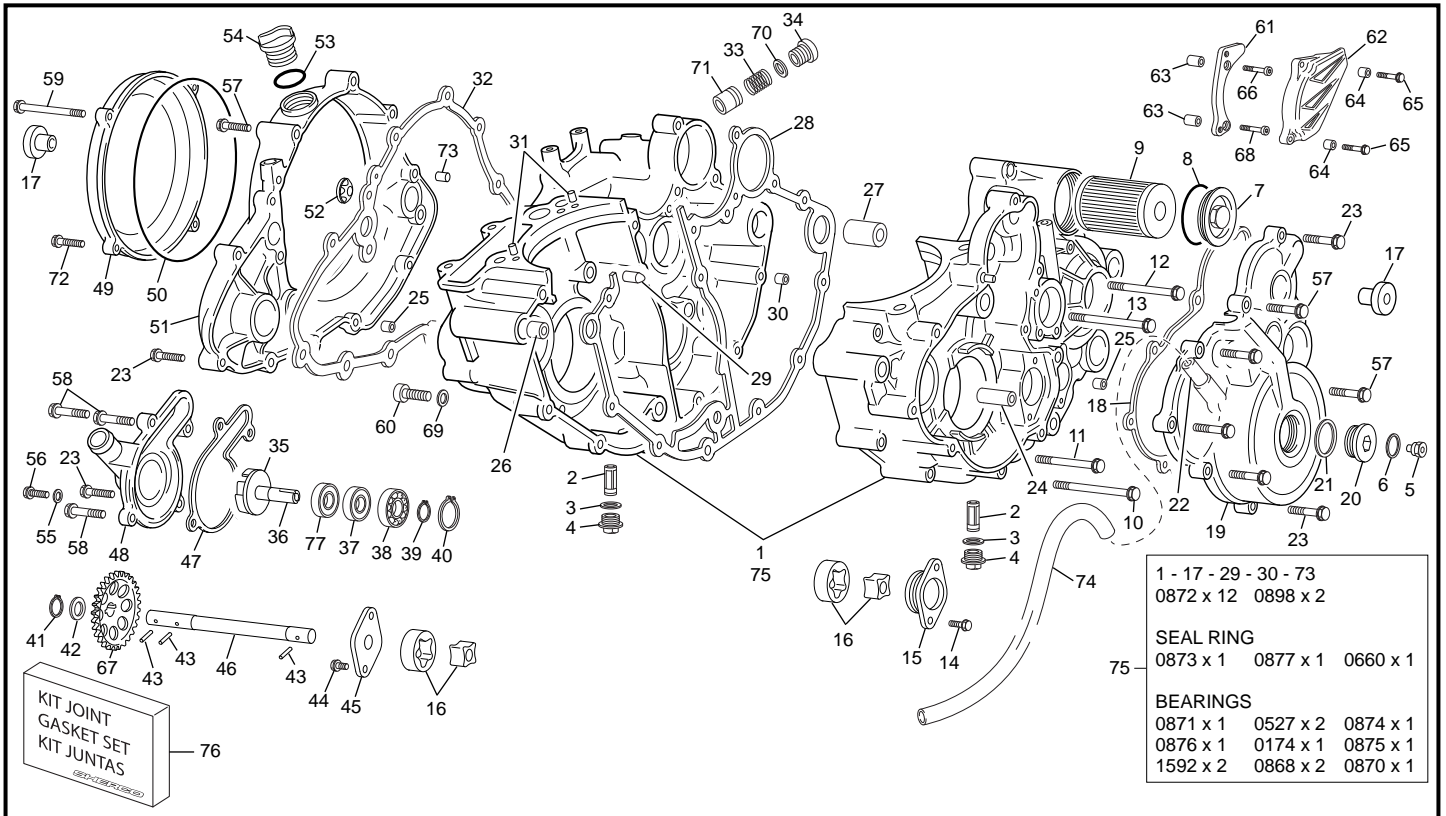


POS.	250 SE F-R / 300 SE F-R	FRANÇAIS	ENGLISH	ESPAÑOL
34	0875	ROULEMENTS 6003 C3 RS	BEARING 6003 C3 RS	RODAMIENTO 6003 C3 RS
35	0876	ROULEMENTS 6222 C3	BEARING 6222 C3	RODAMIENTO 6222 C3
36	0874	ROULEMENTS 6003 C3	BEARING 6003 C3	RODAMIENTO 6003 C3
37	-----	FREIN FILET BLEU	THREAD LOCKER BLUE	AUTOBLOCANTE AZUL
38	3366	CAGE À AIGUILLES FENDUE 18X22X10	OPEN NEEDLE BEARING 18X22X10	CASQUILLO AGUJAS ABIERTO 18X22X10

Démarrreur / Starter Motor / Motor Starter


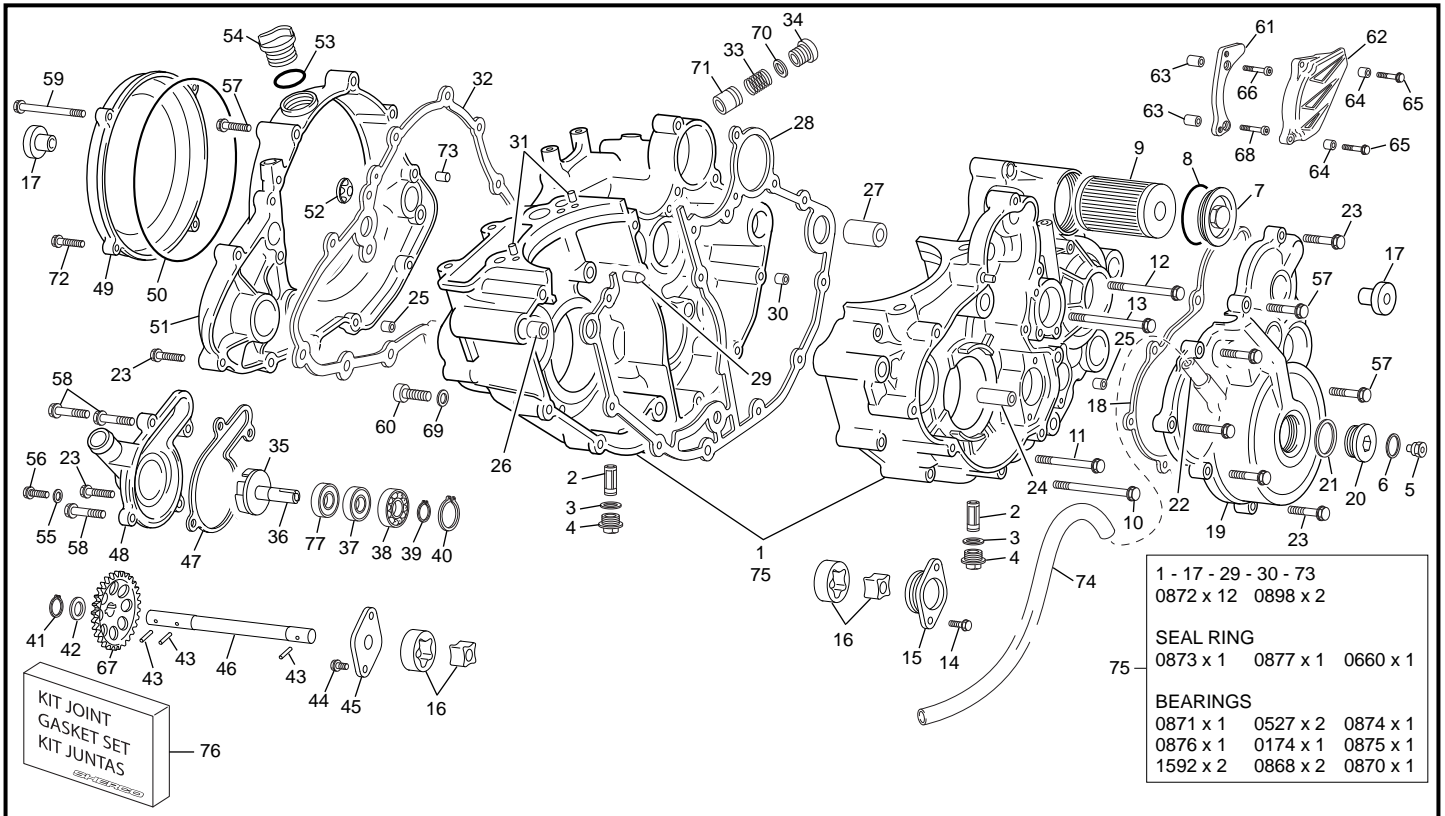
POS.	250 SE F-R / 300 SE F-R	FRANÇAIS	ENGLISH	ESPAÑOL
1	0546	VIS THEP M6X20	SCREW M6X20	TORNILLO M6X20
2	0972	DEMARREUR	START MOTOR	MOTOR STARTER
3	M306	ECROU M6	SCREW M6	TUERCA M6
4	0960	AXE	AXLE	EJE
5	0961	ENTRETOISE PIGNON INTER	SPACER	CASQUILLO
6	0958	PIGNON Z28	PINION Z28	PIÑÓN Z28
7	1995	LIMITEUR DE COUPLE 2.5i/3,0i	TORQUE LIMITEUR 2.5i/3,0i	LIMITADOR DE PAR 2.5/3,0i

Groupe carters / Crankcase assembly / Grupo carters



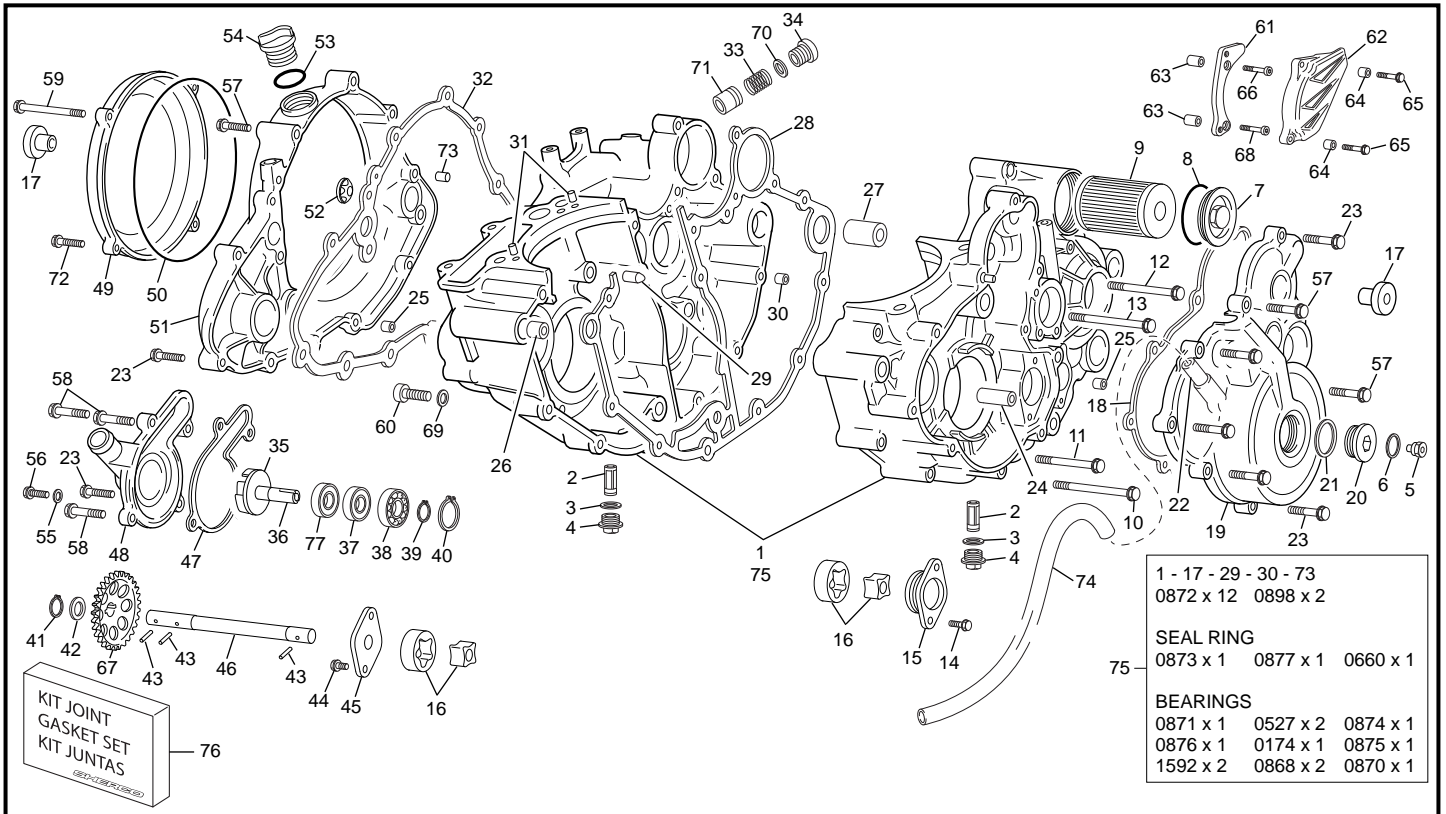
POS.	250 SE F-R / 300 SE F-R	FRANÇAIS	ENGLISH	ESPAÑOL
1	5015	GR.CARTERS CENTRAUX Ø105MM EVO	CRANKCASE SET Ø105MM EVO	JUEGO CÁRTERS CENTRALES Ø105 EVO
2	0508	PREFILTRE	PREFILTER	PREFILTRO
3	0583	RONDELLE 18X22X1,5	WASHER 18X22X1,5	ARANDELA 18X22X1,5
4	0507	BOUCHON PREFILTRE	CAP	TAPÓN
5	0510	BOUCHON VIDANGE	CAP	TAPÓN
6	0610	RONDELLE 12X18X1,5	WASHER 12X18X1,5	ARANDELA 12X18X1,5
7	0117	COUVERCLE FILTRE HUILE	OIL FILTER CAP	TAPÓN FILTRO ACEITE
8	0118	JOINT TORIQUE 41X1.78	O'RING 41X1.78	TÓRICA 41X1.78
9	0116	FILTRE A HUILE PAPIER	OIL FILTER	FILTRO ACEITE
10	0550	VIS THEP M6X55	SCREW M6X55	TORNILLO M6X55
11	0551	VIS THEP M6X60	SCREW M6X60	TORNILLO M6X60
12	0552	VIS THEP M6X75	SCREW M6X75	TORNILLO M6X75
13	0550	VIS THEP M6X55	SCREW M6X55	TORNILLO M6X55
14	0553	VIS THEP M5X12	SCREW M5X12	TORNILLO M5X12
15	0947	COUVERCLE POMPE HUILE	OIL PUMP COVER	TAPA BOMBA ACEITE
16	0946	POMPE HUILE	OIL PUMP	BOMBA ACEITE
17	1106	BAGUE CARTER	COLLAR BUSH	MANGUITO CÁRTER
18	0859	JOINT CARTER ALLUMAGE	COVER GASKET	JUNTA CÁRTER ENCENDIDO
19	4383	CARTER ALLUMAGE GRIS	IGNITION COVER GREY	CÁRTER ENCENDIDO GRIS
20	6411	BOUCHON CARTER ALLUMAGE	CAP	TAPÓN
21	M644	JOINT TORIQUE BOUCHON	O'RING	RETÉN
22	1722	RACCORD VENTILATION	VENTILATION CONNECTION	CONECTOR TUBO VENTILACIÓN
23	0970	VIS THEP M6X25	SCREW M6X25	TORNILLO M6X25
24	1580	AXE CENTRIFUGEUR	CENTRIFUGAL AXIS	EJE CENTRÍFUGA
25	0008	DOUILLE 8X6X10	DOWEL 8X6X10	CASQUILLO 8X6X10
26	0006	DOUILLE 14X11X16	DOWEL 14X11X16	CASQUILLO 14X11X16
27	0490	DOUILLE 21.5X17.5X18	DOWEL 21.5X17.5X18	CASQUILLO 21.5X17.5X18
28	4599	JOINT CARTER CENTRAL	CENTER GASKET	JUNTA CENTRAL
29	0865	GICLEUR HUILE PISTÓN	PISTON OIL JET	CHICLE ACEITE PISTÓN
30	0866	GICLEUR HUILE	OIL JET	CHICLE ACEITE
31	0864	AIGUILLE 5X10	NEEDLE 5X10	AGUJAS 5X10
32	0858	JOINT CARTER EMBRAYAGE	CLUTCH COVER GASKET	JUNTA EMBRAGUE CARTER
33	0950	RESSORT DE CLAPET	SPRING OF VALVE	RESORTE DE CLAPETA
34	0952	VIS CLAPET	SCREW PRESSURE VALVE	TORNILLO VÁLVULA PRESIÓN

Groupe carters / Crankcase assembly / Grupo carters



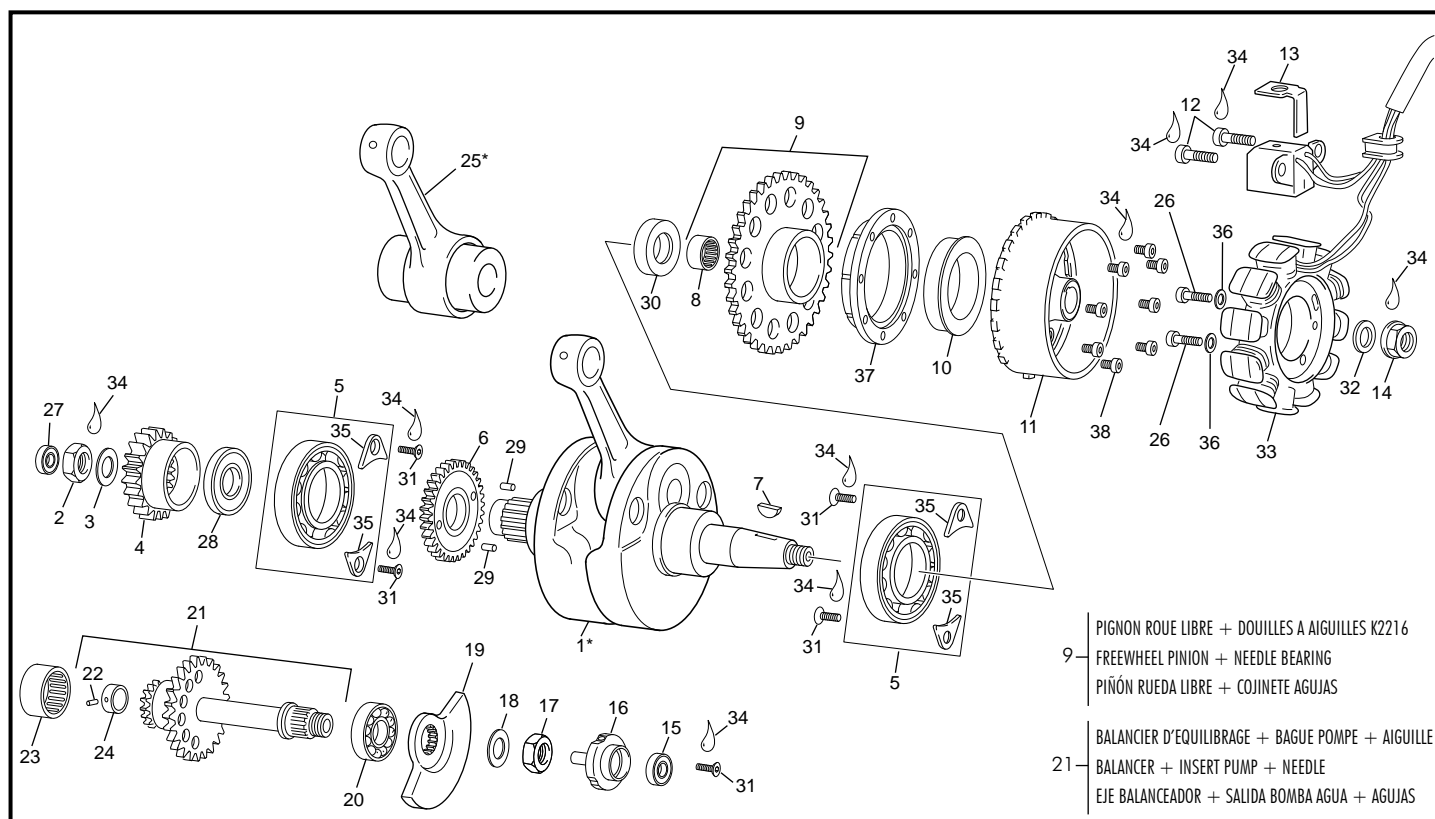
POS.	250 SE F-R / 300 SE F-R	FRANÇAIS	ENGLISH	ESPAÑOL
35	6220	TURBINE POMPE EAU	WATER PUMP IMPELLER	TURBINA BOMBA AGUA
36	6091	AXE POMPE A EAU	AXE WATER PUMP	EJE BOMBA ACEITE
37	0940	JOINT SPI 12X24X4,5	SEAL 12X24X4,5	RETÉN 12X24X4,5
38	0939	ROULEMENT 16100	BEARING 16100	COJINETE 16100
39	0096	CIRCLIP	SNAP RING	CIRCLIP
40	0942	CIRCLIP	SNAP RING	CIRCLIP
41	0080	CIRCLIP	SNAP RING	CIRCLIP
42	0955	RONDELLE 8X12X1	WASHER 8X12X1	ARANDELA 8X12X1
43	0954	AIGUILLE 2.5X11.8	NEEDLE 2.5X11.8	AGUJA 2.5X11.8
44	0553	VIS THEP M5X12	SCREW THEP M5X12	TORNILLO THEP M5X12
45	0948	CLOISON DE POMPE HUILE	OIL PUMP COVER	TAPA BOMBA ACEITE
46	0945	AXE POMPE A HUILE	SHAFT OIL PUMP	EJE BOMBA ACEITE
47	0937	JOINT DE POMPE A EAU	WATER PUMP GASKET	JUNTA BOMBA AGUA
48	0938	COUVERCLE POMPE A EAU	WATER PUMP COVER	TAPA BOMBA AGUA
49	2378	COUVERCLE EMBRAYAGE GRIS	COVER CLUTCH GREY	TAPA EMBRAGUE GRIS
50	0989	JOINT COUVERCLE EMBRAYAGE	COVER CLUTCH GASKET	JUNTA TAPA EMBRAGUE
51	0980	CARTER EMBRAYAGE	CLUTCH CRANKCASE	CÁRTER EMBRAGUE
52	0029	VOYANT NIVEAU HUILE	OIL LEVEL GAUGE	VISOR NIVEL ACEITE
53	0606	JOINT TORIQUE 19X3	OIL SEAL 19X3	JUNTA 19X3
54	0509	BOUCHON	CAP	TAPA
55	0601	RONDELLE ALU	WASHER ALU	ARANDELA
56	0592	VIS THEP M6X8	SCREW M6X8	TORNILLO M6X8
57	0547	VIS THEP M6X30	SCREW M6X30	TORNILLO M6X30
58	0548	VIS THEP M6X35	SCREW M6X35	TORNILLO M6X35
59	0552	VIS THEP M6X75	SCREW M6X75	TORNILLO M6X75
60	0855	VIS SPECIAL BOUCHON NINTOR	SCREW	TORNILLO
61	1588	PROTECTEUR PIGNON CHAINE	CASE PROTECTOR	PROTECTOR PIÑÓN CADENA
62	0538	CARTER PIGNON SORTIE BOITE	DRIVE SPROCKET COVER	CÁRTER PROTECTOR PIÑÓN CADENA
63	1701	ENTRETOISE	SPACER	CASQUILLO
64	0008	DOUILLE	DOWEL	CENTRADOR
65	0656	VIS THEP M6X16	SCREW THEP M6X16	TORNILLO THEP M6X16
66	1720	VIS CHC TÊTE BASSE M6X25	SCREW M6X25	TORNILLO M6X25
67	0944	PIGNON POMPE HUILE	OIL PUMP PINION	PIÑÓN BOMBA ACEITE
68	1721	VIS CHC TÊTE BASSE M6X30	SCREW M6X30	TORNILLO M6X30

Groupe carters / Crankcase assembly / Grupo carters



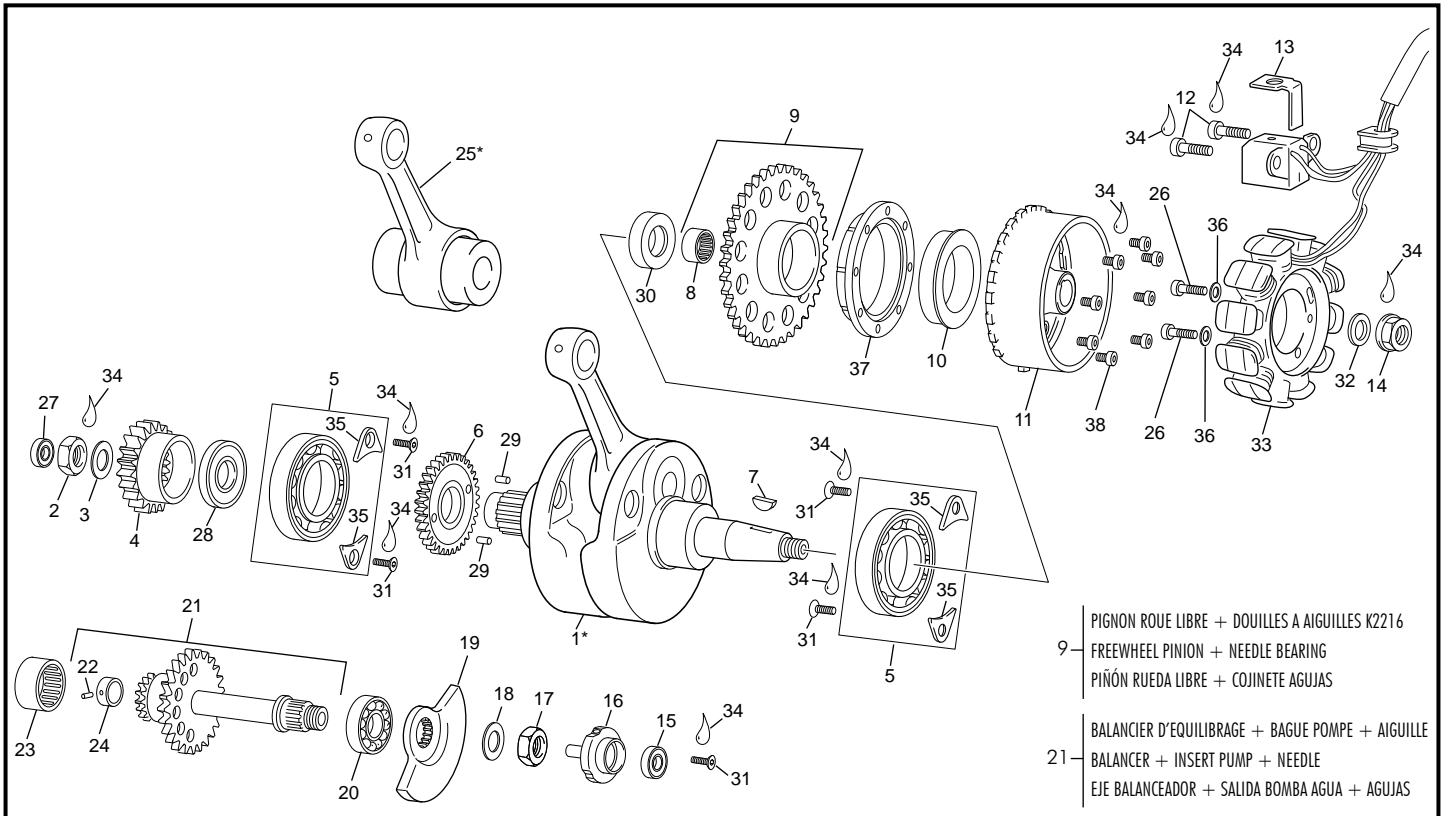
POS.	250 SE F-R / 300 SE F-R	FRANÇAIS	ENGLISH	ESPAÑOL
69	1661	RONDELLE ALU 10X14X1.5	WASHER 10X14X1.5	ARANDELA 10X14X1.5
70	0951	RONDELLE ALUMINIUM	ALUMINIUM WASHER	ARANDELA ALUMINIO
71	0949	PISTON CLAPET DE DÉCHARGE	PISTON PRESSURE VALVE	PISTÓN PRESIÓN VÁLVULA
72	0546	VIS THEP M6X20	SCREW M6X20	TORNILLO M6X20
73	4089	GICLEUR HUILE VILEBREQUIN	CRANKSHAFT OIL JET	CHICLÉ ACEITE CIGÜEÑAL
74	6133	DURITE DE RENIFLARD D'HUILE L985MM	OIL BREATHING HOSE L985MM	TUBO VENTILACIÓN L985MM
75	5016	GR. CARTERS CENTAUX Ø105MM EVO COM.	CRANKCASE SET Ø105MM EVO COM.	J. CÁRTERS CENTRALES Ø105MM EVO COM.
75	4477	GR. CARTERS CENTAUX Ø105MM COM.	CRANKCASE SET Ø105MM COM.	J. CÁRTERS CENTRALES Ø105MM COM.
76	5109	KIT JOINT BAS MOTEUR 250-300 4T	GASKET SET BOTTOM ENG. 250-300 4T	KIT JUNTA MOTOR PARTE INF. 250-300 4T
77	6071	JOINT POMPE A EAU	WATER PUMP SEAL	JUNTA BOMBA DE AGUA

Villebrequin assemble / Crankshaft assembly / Cigüeñal biela



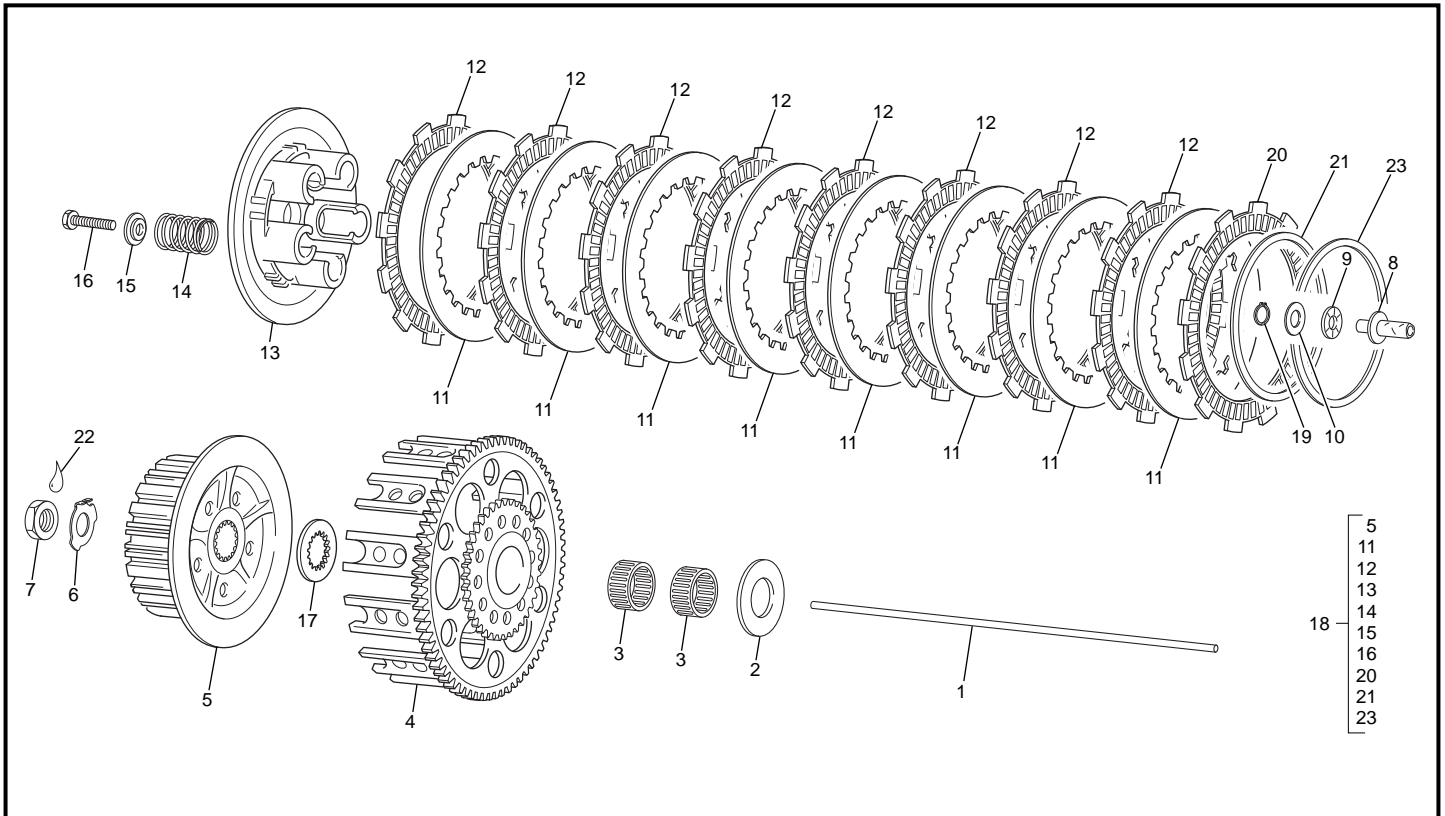
POS.	250 SE F-R	300 SE F-R	FRANÇAIS	ENGLISH	ESPAÑOL
1	4237*	6991*	VILEBREQUIN COMPLET	CRANKSHAFT ASSEMBLY	CIGÜEÑAL
2	0051	0051	ECROU M20X1	SCREW M20X1	TUERCA M20X1
3	0050	0050	RONDELLE 21X32X1.2	WASHER 21X32X1.2	ARANDELA 21X32X1.2
4	0976	0976	PIGNON PRIMAIRE Z21	CLUTCH SHAFT PINION	PIÑÓN PRIMARIO
5	2950	2950	ROULEM. ROUL. NJ206 EPC/C3 HVA624	ROLLER BEARING NJ206 EPC/C3 HVA624	COJINETE ROLO NJ206 EPC/C3 HVA624
6	0852	0852	PIGNON VILEBREQUIN Z25	CRANKSHAFT PINION Z25	PIÑÓN CIGÜEÑAL Z25
7	0055	0055	CLAVETTE	WOODURFF	CHAVETA
8	0290	0290	DOUILLES A AIGUILLES K2216	NEEDLE BEARING	COJINETE AGUJAS
9	0957	0957	PIGNON ROUE LIBRE Z49	FREEWHEEL PINION	PIÑÓN RUEDA LIBRE
10	3925	3925	ROUE LIBRE	FREEWHEEL	RUEDA LIBRE
11	4667	4667	ROTOR	ROTOR	ROTOR
12	2990	2990	VIS CHC M5X12	SCREW CHC M5X12	TORNILLO CHC M5X12
13	0964	0964	PATTE MAINTIEN FIL ALLUMAGE	IGNITION WIRING CLAMP	PATA SOPORTE HILO ENCENDIDO
14	1405	1405	ECROU M12X1	SCREW M12X1	TUERCA M12X1
15	0660	0660	JOINT 14X24X6	SEAL 14X24X6	RETÉN 14X24X6
16	6222	6222	CENTRIFUGEUR 250/300 SEF EVO	CENTRIFUGAL WHEEL 250/300 SEF EVO	RUEDA CENTRIFUGA 250/300 SEF EVO
17	0861	0861	ECROU SPCIAL M14X1	SCREW M14X1	TUERCA M14X1
18	0887	0887	RONDELLE 14.2X28X1.5	WASHER 14.2X28X1.5	ARANDELA 14.2X28X1.5
19	0851	0851	MASSE D'EQUILIBRAGE	BALANCER WEIGHT	MASA DE EQUILIBRAJE
20	0870	0870	ROULEMENTS 6203	BEARING 6203	COJINETE 6203
21	3222	3222	BALANCIER D'EQUILIBRAGE	BALANCER SHAFT	EJE BALANCEADOR
22	0110	0110	AIGUILLE 3X15,8	NEEDLE 3X15,8	AGUJAS 3X15,8
23	0871	0871	ROULEMENTS AIGUILLE 4905	BEARING	COJINETES
24	0853	0853	BAGUE POMPE A EAU	INSERT PUMP DRIVE	SALIDA BOMBA AGUA
25	1512*	7071*	KIT BIELLE	CRANKSHAFT REPAIR KIT	KIT BIELA
26	1029	1029	VIS CHC M5X20	SCREW M5X20	TORNILLO M5X20
27	0891	0891	JOINT 8X18X5	SEAL 8X18X5	RETÉN 8X18X5
28	0873	0873	JOINT 36X54X7.5	SEAL 36X54X7.5	RETÉN 36X54X7.5
29	0864	0864	AIGUILLE 5X10	NEEDLE 5X10	AGUJAS 5X10
30	6221	6221	ENTRET. ROUE LIBRE 250/300 SEF EVO	FREE WHEEL SPACER 250/300 SEF EVO	CASQ. RUEDA LIBRE 250/300 SEF EVO
31	0872	0872	VIS FHC M5X10	SCREW FHC M5X10	TORNILLO FHC M5X10
32	1963	1963	RONDELLE BELLEVILLE 12,2X23X1	SPING WASHER 12,2X23X1	ARANDELA BELLEVILLE 12,2X23X1
33	4668	4668	STATOR	STATOR	STATOR

Villebrequin assemble / Crankshaft assembly / Cigüeñal biela

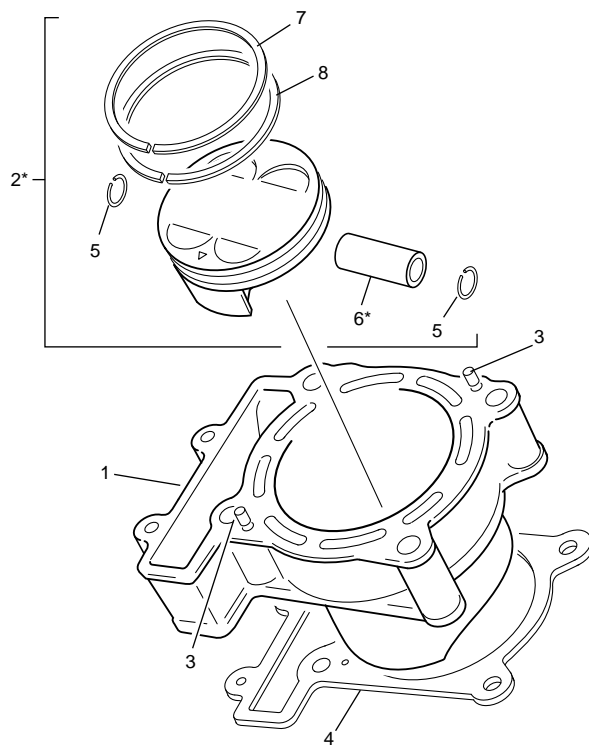


POS.	250 SE F-R	300 SE F-R	FRANÇAIS	ENGLISH	ESPAÑOL
34	-----	-----	FREIN FILET BLEU	THREAD LOCKER BLUE	AUTOBLOCANTE AZUL
35	3942	3942	PLAQUE ROULEMENT END 455	BEARING PLATE END 455	PLACA RODAMIENTO 455
36	4751	4751	RONDILLE SCHNORR M5 ZI	WASHER SCHNORR M5 ZI	ARANDELA SCHNORR M5 ZI
37	4382	4382	CLOCHE DE ROUE LIBRE TSUBAKI	FREEWHEEL HOLDER TSUBAKI	CAMPANA RUEDA LIBRE TSUBAKI
38	0600	0600	VIS CHC M5X8	SCREW CHC M5X8	TORNILLO CHC M5X8

* NOUVELLE PIECE
NEW PART
PIEZA NUEVA



POS.	250 SE F-R	300 SE F-R	FRANÇAIS	ENGLISH	ESPAÑOL
1	0982	0982	TIGE DE POUSSEE	CLUTCH ACTUATING ROD	VARILLA EMB
2	0990	0990	RONDELLE 22.2X40X1,4	WASHER 22.2X40X1,4	ARANDELA 22.2X40X1,4
3	0992	0992	DOUILLE AIGUILLES 22X26X10	NEEDLE DOWEL 22X26X10	CASQUILLO AGUJAS 22X26X10
4	0977	0977	CLOCHE + PIGNON Z48	CLUTCH BASKET + PINION Z48	CAMPANA EMBRAGUE + PIÑÓN Z48
5	3290	3290	NOIX D'EMBRAYAGE	CLUTCH HUB	CUBO EMBRAGUE
6	4876	4876	RONDELLE	WASHER	ARANDELA
7	0994	0994	ECROU M18X100	SCREW M18X100	TUERCA M18X100
8	0983	0983	BUTTE EMBRAYAGE	CLUTCH RELEASE	PULSADOR AXIAL
9	0997	0997	BUTEE AIGUILLE	NEEDLE THRUST BEARING	CORONA COJINETE AGUJAS
10	0998	0998	RONDELLE 8X21X1	WASHER 8X21X1	ARANDELA 8X21X1
11	0985	0985	DISQUE METAL	METAL DISC	DISCO EMBRAGUE METÁLICO
12	4923	4923	DISQUE GARNI	FRICTION DISC	DISCO EMBRAGUE FORRADO
13	0987	0987	PLATEAU	CLUTCH SPRING HOLDER	PLATO EMBRAGUE
14	5096	5096	RESSORT EMBRAYAGE EVO	CLUTCH SPRING EVO	MUELLE EMBRAGUE EVO
15	3293	3293	RONDELLE 6X18X4	WASHER 6X18X4	ARANDELA 6X18X4
16	0970	0970	VIS TH M6X25	SCREW M6X25	TORNILLO M6X25
17	0991	0991	RONDELLE BUTEE CRENELEE	SPACER WASHER	ARANDELA CRENELEE
18	0854	0854	GROUPE EMBRAYAGE COMPLET	CLUTCH GRUPO	GRUPO EMBRAGUE COMPLETO
19	0080	0080	CIRCLIP	CIRCLIP	SERCLIP
20	3291	3291	DISQUE GARNI SPECIAL	SPECIAL FRICTION DISC	DISCO EMBRAGUE ESPECIAL
21	3292	3292	DISQUE RESSORT	SPRING WASHER	ARANDELA MUELLE
22	-----	-----	FREIN FILET BLEU	THREAD LOCKER BLUE	AUTOBLOCANTE AZUL
23	3387	3387	DISQUE RONDELLE SIEGE	SEAT JUDDER SPRING	ARANDELA ASIENTO DISCO

Cylindre / Cylinder / Cilindro

INFO:

Pas de gravage sur cylindre / piston = classe A
 No marking on cylinder / piston = class A
 Ninguna marca en el cilindro / pistón = tipo A

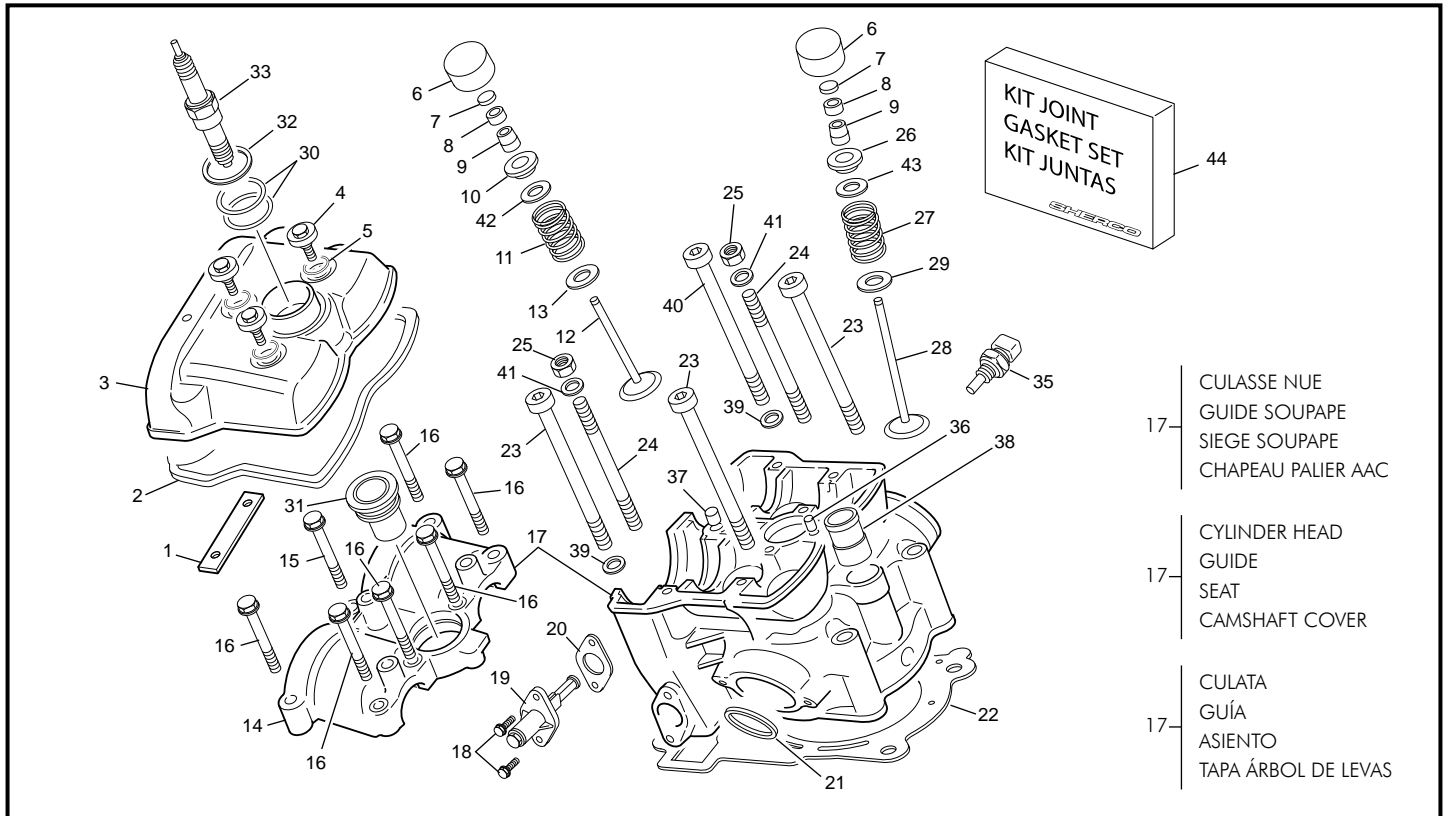
5099 — 0850
 1836 (2) — 2337
 (Ø 84) — 2338
 — 2380

5100 — 4701
 4373 — 4702
 (Ø 76) — 0846
 — 0850

POS.	250 SE F-R	300 SE F-R	FRANÇAIS	ENGLISH	ESPAÑOL
1	6223	6224	CYLINDRE A	CYLINDER A	CILINDRO A
2	4373	6990*	PISTON COMPLET A	PISTON ASS. A	PISTÓN COMPLETO A
3	0864	0864	AIGUILLE 5X10	NEEDLE 5X10	AGUJAS 5X10
4	3017	3017	JOINT EMBASE 0,3mm	CYLINDER GASKET 0,3mm	JUNTA CILINDRO 0,3mm
5	0850	0850	CIRCLIP	CIRCLIP	SERCLIP
6	7072*	7072*	AXE DE PISTON	PISTON PIN	BULÓN PISTÓN
7	4702	2337	SEGMENT DE FEU	COMPRESSION RING	ARO DE COMPRESIÓN
8	4701	2338	SEGMENT RACLEUR HUILE	OIL RING PISTON	ARO ENGRASE PISTÓN

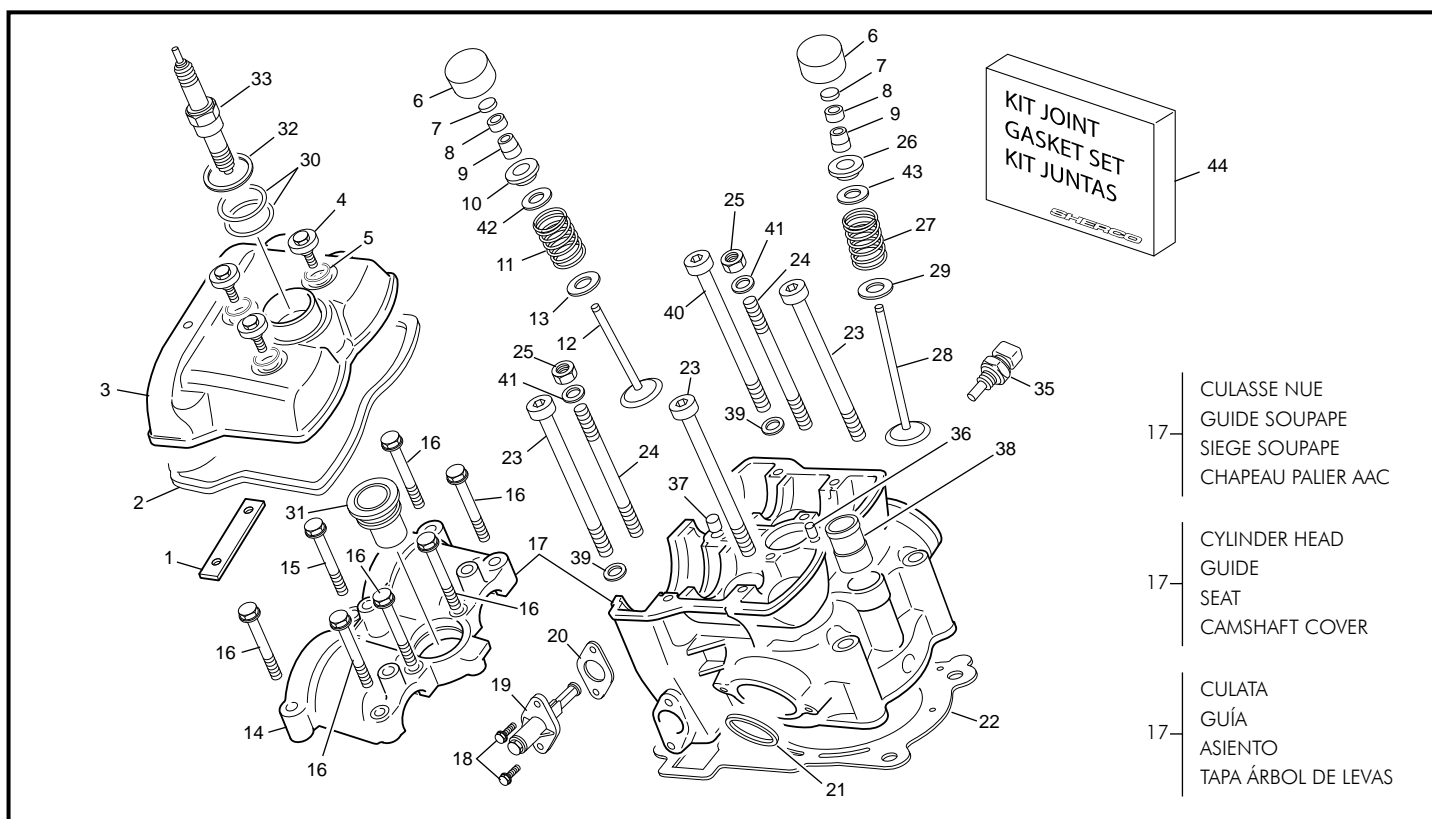
INFO: Pas de gravage sur cylindre / piston = classe A
 No marking on cylinder / piston = class A
 Ninguna marca en el cilindro / pistón = tipo A

Culasse / Cylinder head / Culata



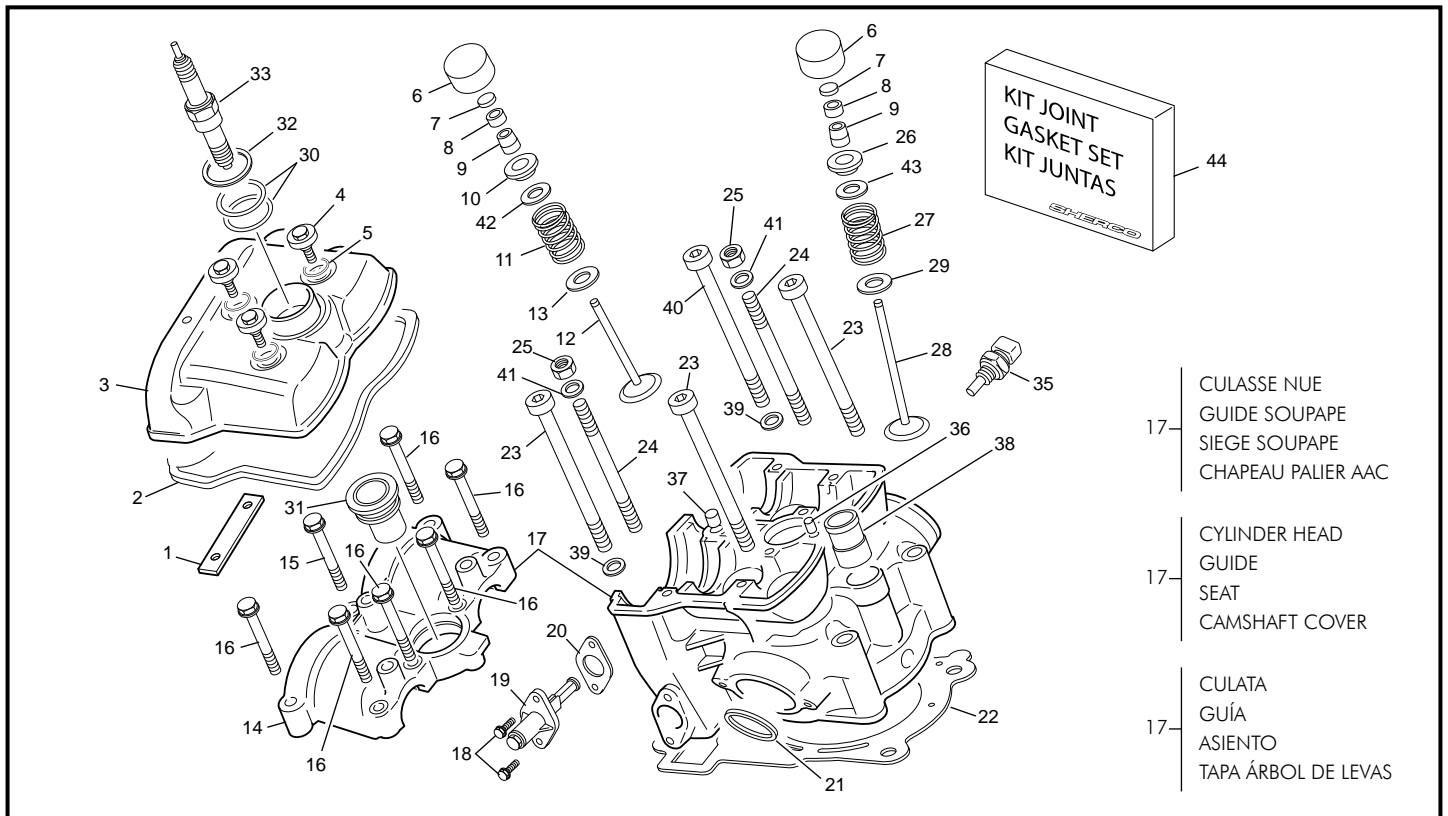
POS.	250 SE F-R	300 SE F-R	FRANÇAIS	ENGLISH	ESPAÑOL
1	1585	1585	PATIN COUVERCLE CULASSE	CHAIN GUIDE	PATÍN TAPA CULATA
2	0902	0902	JOINT COUVERCLE CULASSE	CYLINDER HEAD COVER GASKET	JUNTA TAPA CULATA
3	0904	0904	COUVERCLE CULASSE	CYLINDER HEAD COVER	TAPA CULATA
4	4758	4758	VIS COUVERCLE CULASSE M6x10	SCREW CYLINDER HEAD COVER	TORNILLO TAPA CULATA
5	0900	0900	JOINT TORIQUE 1.5x2.7 VIS COUV. CU.	O-RING CYLINDER HEAD COVER	JUNTA TÓRICA TORNILLO TAPA CULATA
6	0910	0910	POUSSOIR Ø 24	TAPPET Ø 24	BOTÓN Ø 24
7	3469	3469	PASTILLE DE REGLAGE 1.2	VALVE ADJUSTING 1.2	PASTILLA REGLAJE 1.2
7	3470	3470	PASTILLE DE REGLAGE 1.25	VALVE ADJUSTING 1.25	PASTILLA REGLAJE 1.25
7	3471	3471	PASTILLE DE REGLAGE 1.30	VALVE ADJUSTING 1.30	PASTILLA REGLAJE 1.30
7	3472	3472	PASTILLE DE REGLAGE 1.35	VALVE ADJUSTING 1.35	PASTILLA REGLAJE 1.35
7	3473	3473	PASTILLE DE REGLAGE 1.40	VALVE ADJUSTING 1.40	PASTILLA REGLAJE 1.40
7	3474	3474	PASTILLE DE REGLAGE 1.45	VALVE ADJUSTING 1.45	PASTILLA REGLAJE 1.42
7	1596	1596	PASTILLE DE REGLAGE 1.5	VALVE ADJUSTING 1.5	PASTILLA REGLAJE 1.5
7	1598	1598	PASTILLE DE REGLAGE 1.54	VALVE ADJUSTING 1.54	PASTILLA REGLAJE 1.54
7	1600	1600	PASTILLE DE REGLAGE 1.58	VALVE ADJUSTING 1.58	PASTILLA REGLAJE 1.58
7	1602	1602	PASTILLE DE REGLAGE 1.62	VALVE ADJUSTING 1.62	PASTILLA REGLAJE 1.62
7	1604	1604	PASTILLE DE REGLAGE 1.66	VALVE ADJUSTING 1.66	PASTILLA REGLAJE 1.66
7	1606	1606	PASTILLE DE REGLAGE 1.7	VALVE ADJUSTING 1.7	PASTILLA REGLAJE 1.7
7	1608	1608	PASTILLE DE REGLAGE 1.74	VALVE ADJUSTING 1.74	PASTILLA REGLAJE 1.74
7	1610	1610	PASTILLE DE REGLAGE 1.78	VALVE ADJUSTING 1.78	PASTILLA REGLAJE 1.78
7	1612	1612	PASTILLE DE REGLAGE 1.82	VALVE ADJUSTING 1.82	PASTILLA REGLAJE 1.82
7	1614	1614	PASTILLE DE REGLAGE 1.86	VALVE ADJUSTING 1.86	PASTILLA REGLAJE 1.86
7	1616	1616	PASTILLE DE REGLAGE 1.9	VALVE ADJUSTING 1.9	PASTILLA REGLAJE 1.9
7	1618	1618	PASTILLE DE REGLAGE 1.94	VALVE ADJUSTING 1.94	PASTILLA REGLAJE 1.94
7	1620	1620	PASTILLE DE REGLAGE 1.98	VALVE ADJUSTING 1.98	PASTILLA REGLAJE 1.98
7	1622	1622	PASTILLE DE REGLAGE 2.02	VALVE ADJUSTING 2.02	PASTILLA REGLAJE 2.02
7	1624	1624	PASTILLE DE REGLAGE 2.06	VALVE ADJUSTING 2.06	PASTILLA REGLAJE 2.06
7	1626	1626	PASTILLE DE REGLAGE 2.1	VALVE ADJUSTING 2.1	PASTILLA REGLAJE 2.1
7	1628	1628	PASTILLE DE REGLAGE 2.14	VALVE ADJUSTING 2.14	PASTILLA REGLAJE 2.14
7	1630	1630	PASTILLE DE REGLAGE 2.18	VALVE ADJUSTING 2.18	PASTILLA REGLAJE 2.18
7	1632	1632	PASTILLE DE REGLAGE 2.22	VALVE ADJUSTING 2.22	PASTILLA REGLAJE 2.22
7	1634	1634	PASTILLE DE REGLAGE 2.26	VALVE ADJUSTING 2.26	PASTILLA REGLAJE 2.26
7	1636	1636	PASTILLE DE REGLAGE 2.3	VALVE ADJUSTING 2.3	PASTILLA REGLAJE 2.3
7	1638	1638	PASTILLE DE REGLAGE 2.34	VALVE ADJUSTING 2.34	PASTILLA REGLAJE 2.34

Culasse / Cylinder head / Culata

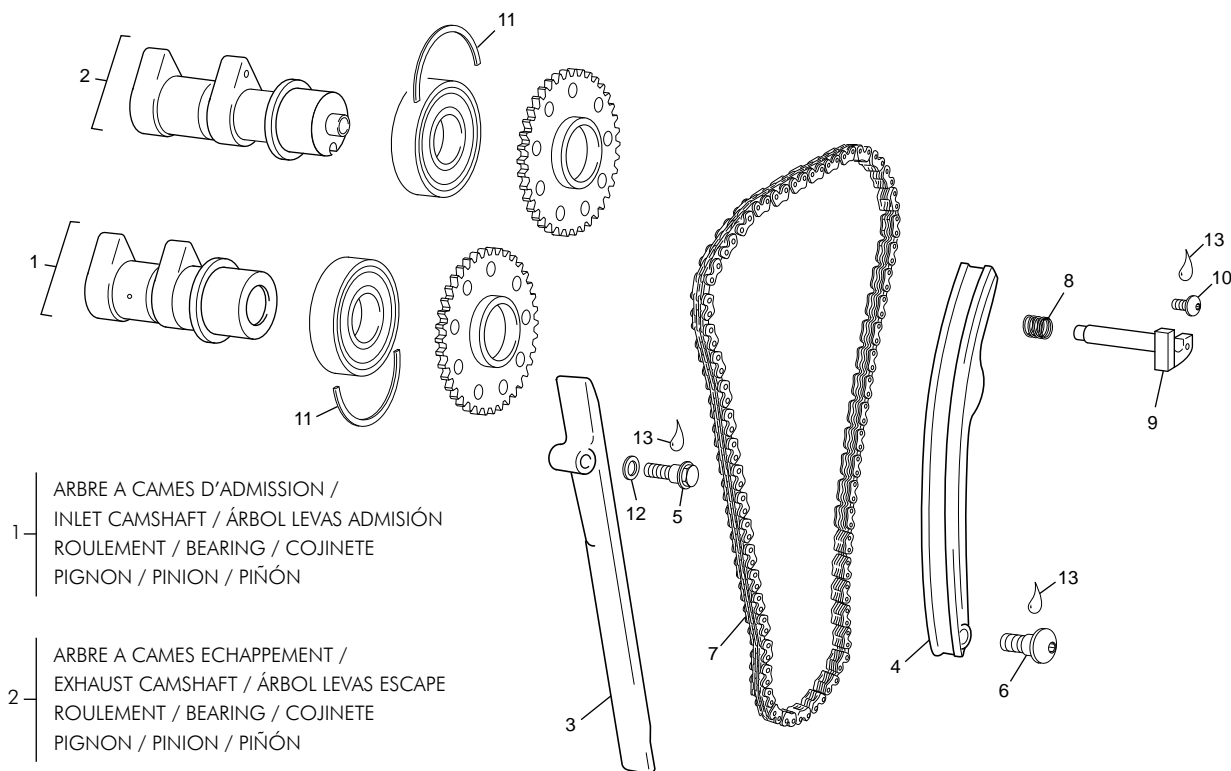


POS.	250 SE F-R	300 SE F-R	FRANÇAIS	ENGLISH	ESPAÑOL
7	1640	1640	PASTILLE DE REGLAGE 2.38	VALVE ADJUSTING 2.38	PASTILLA REGLAJE 2.38
7	1641	1641	PASTILLE DE REGLAGE 2.4	VALVE ADJUSTING 2.4	PASTILLA REGLAJE 2.4
7	1643	1643	PASTILLE DE REGLAGE 2.44	VALVE ADJUSTING 2.44	PASTILLA REGLAJE 2.44
7	1645	1645	PASTILLE DE REGLAGE 2.48	VALVE ADJUSTING 2.48	PASTILLA REGLAJE 2.48
7	1647	1647	PASTILLE DE REGLAGE 2.52	VALVE ADJUSTING 2.52	PASTILLA REGLAJE 2.52
7	1649	1649	PASTILLE DE REGLAGE 2.56	VALVE ADJUSTING 2.56	PASTILLA REGLAJE 2.56
7	1650	1650	PASTILLE DE RÉGLAGE 2.58	VALVE ADJUSTING 2.58	PASTILLA REGLAJE 2.58
7	0911	0911	PASTILLE DE RÉGLAGE 2.60	VALVE ADJUSTING 2.60	PASTILLA REGLAJE 2.60
8	0930	0930	DEMI CONE	VALVE SPRING RETAINER	SEMICONO VÁLVULA
9	0934	0934	JOINT SOUPAPE	VALVE SEAL	RETÉN VÁLVULA
10	3370	3370	COUPELLE DE SOUPAPE ECHAPPEMENT	EXHAUST VALVE SPRING CAP	SOMBRERETE VÁLVULA ESCAPE
11	3368	3368	RESSORT SOUPAPE ECHAPPEMENT	INTAKE VALVE SPRING	MUELLE VÁLVULA ESCAPE
12	0928	0928	SOUPAPES ECHAPPEMENT	EXHAUST VALVE	VÁLVULA ESCAPE
13	1518	1518	SIEGE DE RESSORT ECHAPPEMENT	VALVE SPRING WASHER	ARANDELA MUELLE VÁLVULA END
14	0909	0909	CHAPERU PALIER ARBRE A CAME	CAMSHAFT COVER	TAPA ÁRBOL DE LEVAS
15	0548	0548	VIS THEP M6X35	SCREW THEP M6X35	TORNILLO THEP M6X35
16	0547	0547	VIS THEP M6X30	SCREW THEP M6X30	TORNILLO THEP M6X30
17	4903	4901	CULASSE ASSEMBLÉE	CYLINDER READ ASSEMBLY	CONJUNTO CULATA
18	0656	0656	VIS THEP M6X16	SCREW THEP M6X16	TORNILLO THEP M6X16
19	0921	0921	TENDEUR DE CHAINE	CHAIN TENSIONER ASSEMBLY	ENSOR CADENA DISTRIB.
20	0922	0922	JOINT TENDEUR	GASKET	JUNTA TENSOR
21	1766	1766	JOINT D'ECHAPPEMENT	EXHAUST GASKET	JUNTA ESCAPE
22	4375	3016	JOINT DE CULASSE 3 FEUILLES	CYLINDER HEAD GASKET 3 SHEETS	JUNTA CULATA 3 HOJAS
23	0896	0896	VIS M10X115	SCREW M10X115	TORNILLO M10X115
24	0898	0898	GOIJON CYLINDRE	PIN	GAVIA
25	C440	C440	ECROU M6	HEXNUT M6	TUERCA M6
26	0929	0929	COUPELLE DE SOUPAPE D'ADMISSION	INLET VALVE SPRING CAP	SOMBRERETE VÁLVULA ADMISIÓN
27	0931	0931	RESSORT SOUPAPE D'ADMISSION	INLET VALVE SPRING	MUELLE VÁLVULA ADMISIÓN
28	3957	3957	SOUPAPE D'ADMISSION	INLET VALVE	VÁLVULA ADMISIÓN
29	0933	0933	SIEGE DE RESSORT D'ADMISSION	INLET VALVE SPRING WASHER	ARANDELA MUELLE VÁLVULA ADMISIÓN
30	0969	0969	JOINT TORIQUE 28X2 MBR	O RING 28X2 NBR	JUNTA 28X2 NBR
31	0895	0895	PUIT DE BOUGIE	TUBE WELL OK SPARK	TUBO PASO BUJÍA
32	0899	0899	JOINT DE PUIT DE BOUGIE	SPARK GASKET	JUNTA BUJÍA
33	0431	0431	BOUGIE	SPARK	BUJÍA

Culasse / Cylinder head / Culata

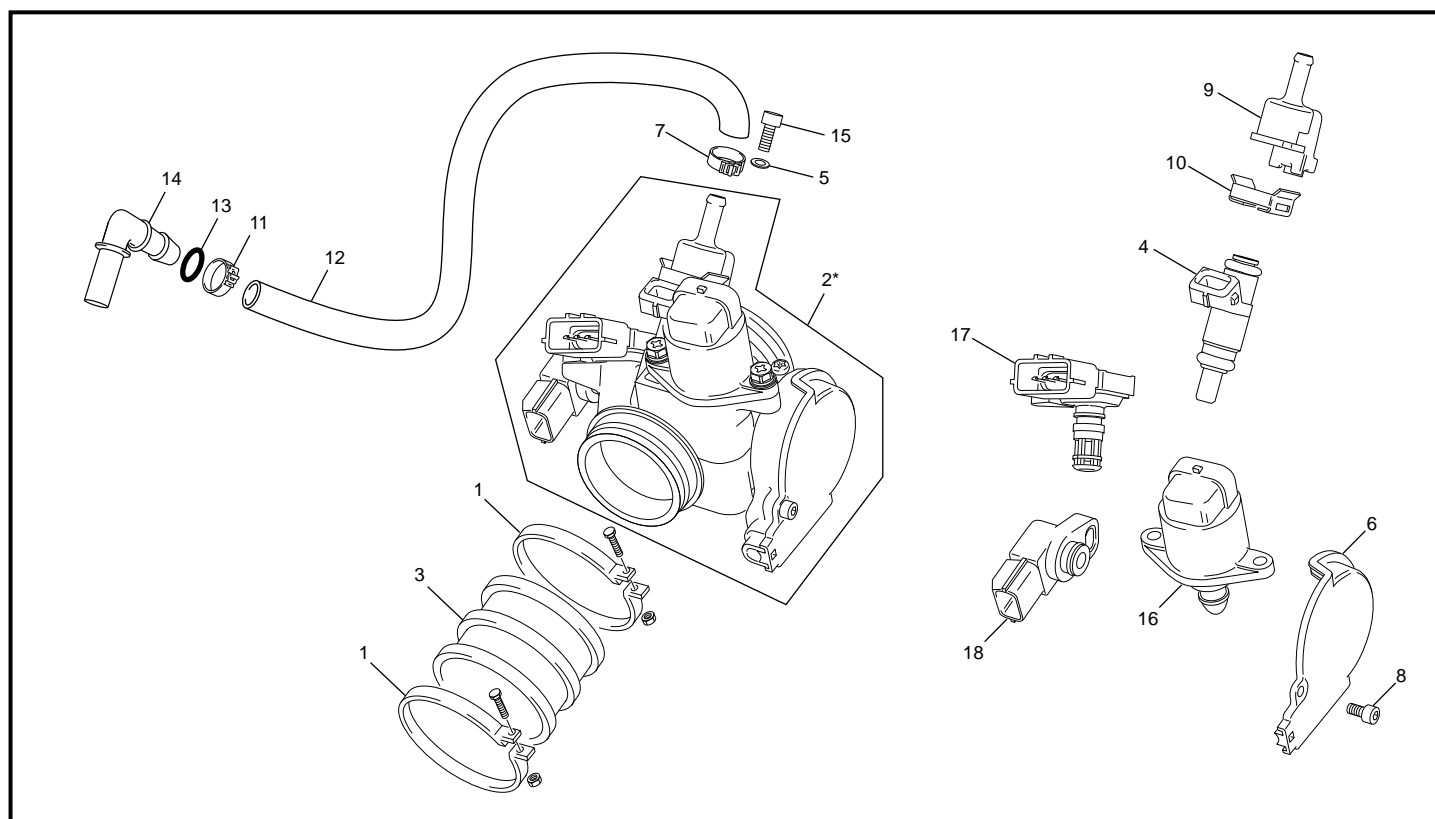


POS.	250 SE F-R	300 SE F-R	FRANÇAIS	ENGLISH	ESPAÑOL
35	0380	0380	CAPTEUR D'EAU	WATER SENSOR	SENSOR AGUA
36	0864	0864	AIGUILLE 5X10	NEEDLE 5X10	AGUJA 5X10
37	0008	0008	DOUILLE DE CENTRAGE	DOWEL	CENTRADOR
38	0464	0464	RACCORD CULASSE DURITE	WATER CONNECTION	CONECTOR TUBO
39	1774	1774	BAGUE D'APPUI VIS CULASSE 250 END	SPACER SCREW CYLINDER HEAD 250 END	CASQUILLO TORNILLO CULATA 250 END
40	0897	0897	VIS M10X125	SCREW M10X125	TORNILLO M10X125
41	2390	2390	RONDELLE	WASHER	ARANDELA
42	4315	4315	RONDELLE RESSORT ECH.	EXHAUST WASHER SPRING	ARANDELA DE RESORTE ECAP.
43	4316	4316	RONDELLE RESSORT ADM.	INTAKE WASHER SPRING	ARANDELA DE RESORTE ADM.
44	5107	5108	KIT JOINT HAUT MOTEUR	KIT GASKET TOP ENGINE	KIT JUNTA MOTOR PARTE SUPERIOR

Distribution / Camshaft and drive assembly / Distribución


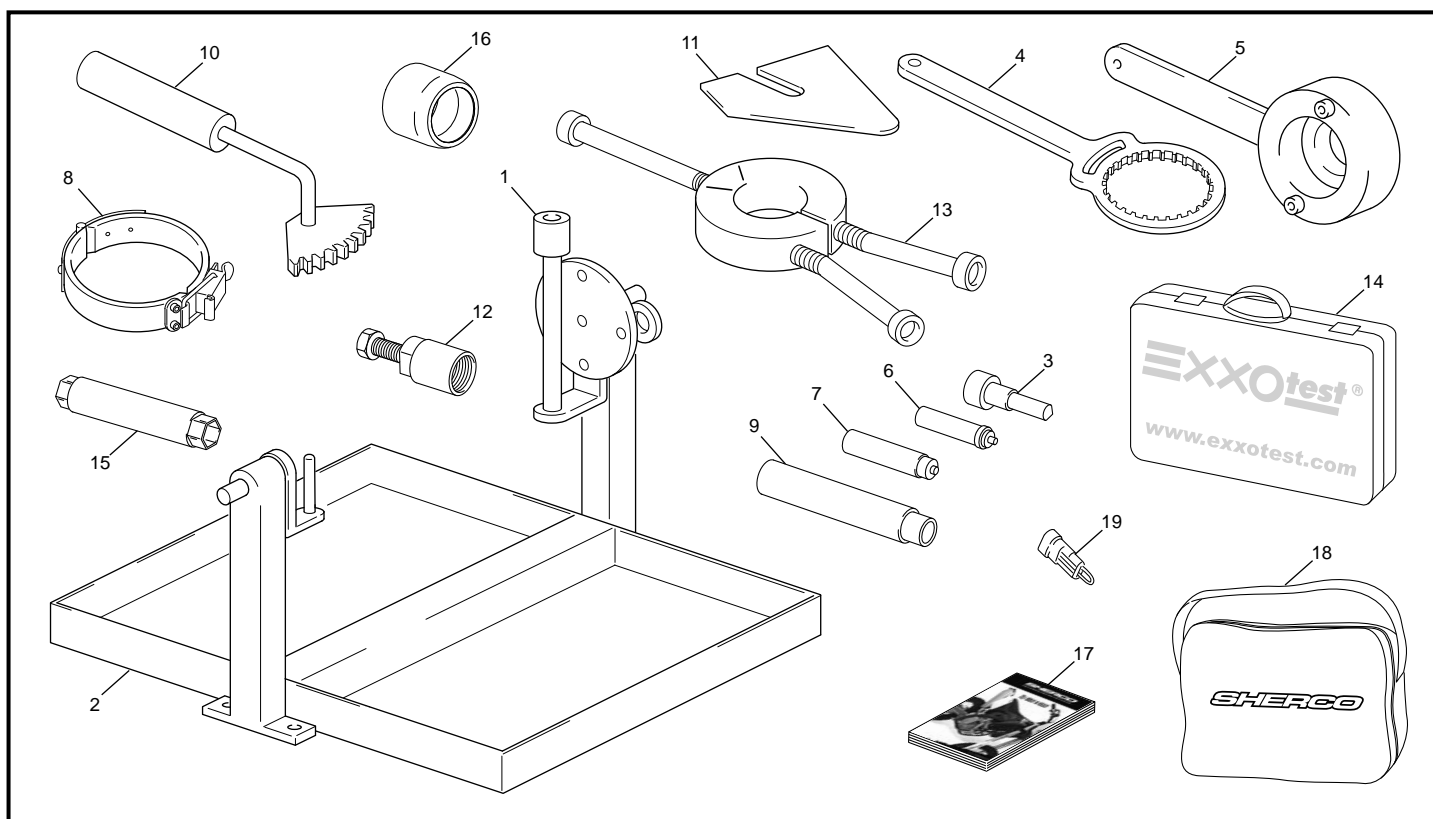
POS.	250 SE F-R	300 SE F-R	FRANÇAIS	ENGLISH	ESPAÑOL
1	4700	4672	ARBRE A CAMES D'ADMISSION	INLET CAMSHAFT ASS.	ÁRBOL LEVAS ADMISIÓN
2	5619	4671	ARBRE A CAMES ECHAPPEMENT	EXHAUST CAMSHAFT ASS.	ÁRBOL LEVAS ESCAPE
3	0913	0913	GUIDE CHAINE DISTRIBUTION	CHAIN GUIDE	GUÍA CADENA DISTRIBUCIÓN
4	0914	0914	PATÍN TENDEUR CHAINE DITRIB.	CHAIN GUIDE	PATÍN CADENA DISTRIBUCIÓN
5	0915	0915	VIS SPECIAL TH M8	SCREW M8	TORNILLO M8
6	0916	0916	VIS SPECIAL M6	SCREW M6	TORNILLO M6
7	1892	1892	CHAINE E218 DISTRIBUTION	CAMSHAFT	CADENA DISTRIBUCIÓN
8	1511	1511	RESSORT DECOMPRESSEUR	DECOMPRESSOR SPRING	MUELLE DESCOMPRESOR AUTO
9	1510	1510	DECOMPRESSEUR	DECOMPRESSOR	DESCOMPRESOR
10	1687	1687	VIS BHC EP M5X10	SCREW M5X10	TORNILLO M5X10
11	0926	0926	DEMI SEGMENT D'ARRET	HALF LINE	SEMI SEGMENTO
12	0120	0120	RONDILLE M8	WASHER M8	ARANDELA M8
13	-----	-----	FREIN FILET BLEU	THREAD LOCKER BLUE	AUTOBLOCANTE AZUL

Corps injection / Injector body / Cuerpo inyección



POS.	250 SE F-R	300 SE F-R	FRANÇAIS	ENGLISH	ESPAÑOL
1	0595	0595	COLLIER	HOSE CLAMP	BRIDA TOBERA
2	7209*	7211*	CORPS D'INJECTION SYN COMPLET	INJECTOR BODY SYN COMPLETE	CUERPO INYECCIÓN SYN COMPLETO
3	4313	4313	MANCHON CULASSE/INJECTION	MANIFOLD - CYLIND. HEAD TO INJECT.	TOBERA CULATA/INYECCIÓN
4	3464	3464	INJECTEUR DK4	INJECTOR DK4	INYECTOR DK4
5	4754	4754	RONDELLE M5X10	WASHER M5X10	ARANDELA M5X10
6	5102	5102	COUVERCLE CORPS INJECTION SYN	INJECTOR COVER SYN	TAPA CUERPO INYECCIÓN SYN
7	5101	5101	COLLIER CLIC 12	COLLAR 12	COLLAR 12
8	M286	M286	VIS BHC 4X10	SCREW BHC 4X10	TORNILLO 4X10 ULS
9	4427	4427	SUPPORT INJECTEUR DK4	CUP AND BRACKET INJECTOR DK4	SOPORTE INYECTOR DK4
10	4426	4426	CLIPS INJECTEUR DK4	CLIPS INJECTOR DK4	CLIPS INYECTOR DK4
11	H263	H263	COLLIER CLIC	COLLAR	ABRAZADERA
12	3487	3487	DURITE D'ESSENCE	HOSE INJECTOR	TUBO GASOLINA
13	3547	3547	JOINT TORIQUE	ORING	TÓRICA
14	3546	3546	RACCORD RAPIDE	FAST FUEK CO	CONECTOR TUBO GASOLINA RAPADO
15	2990	2990	VIS CHC M5X12	SCREW CHC M5X12	TORNILLO CHC M5X12
16	5103	5103	MOTEUR PAS À PAS INJECTION END SYN	STEPPER MOTOR END SYN	MOTOR PASO A PASO END SYN
17	3465	3465	CAPTEUR TMAP	TMAP SENSOR	CAPTADOR TMAP
18	5104	5104	CAPTEUR TPS	TPS SENSOR	CAPTADOR TPS

* NOUVELLE PIECE
NEW PART
PIEZA NUEVA

Outillage / Tools / Utilajes


POS.	250 SE F-R	300 SE F-R	FRANÇAIS	ENGLISH	ESPAÑOL
1	1821	1821	OUTIL SUPPORT MOTEUR	ENGINE SUPPORT TOOL	ÚTIL SOPORTE MOTOR
2	R481	R481	SERVANTE	CONTAINER	BANDEJA
3	1819	1819	VIS MISE AU PMH	DEAD POINT SCREW	TORNILLO ÚTIL PUNTO MUERTO SUP.
4	1814	1814	OUTIL CLOCHE EMBRAYAGE	CLUTCH HOLDER TOOL	ÚTIL CAMPANA EMBRAGUE
5	1815	4753	OUTIL BLOC ALLUMAGE	IGNITION HOLDER TOOL	ÚTIL ENCENDIDO
6	1822	1822	OUTIL ROULEMENT AXE POMPE À EAU	WATER PUMP BEARING TOOL	ÚTIL ROD. BOMBA DE AGUA
7	1968	1968	OUTIL SPY POMPE À EAU	OIL SEAL WATER PUMP TOOL	ÚTIL OIL SEAL BOMBA DE AGUA
8	1816	1816	SERRE SEGMENT	RING TOOL	ÚTIL AROS
9	R450	R450	OUTIL MONTAGE SPY SÉLECTEUR	OIL SEAL GEAR SHIFT LEVER TOOL	ÚTIL RETÉN PALANCA CAMBIO
10	1817	1817	OUTIL BLOC PIGNON PRIMAIRE	PINION CLUTCH SHAFT TOOL	ÚTIL PIÑÓN PRIMARIO
11	1818	1818	SUPPORT PISTON	PISTON SUPPORT	APOYO PISTÓN
12	R462	R462	EXTRACTEUR VOLANT	FLYWHEEL PULLER	EXTRACTOR VOLANTE
13	R464	R464	EXTRACTEUR ANEAU	RING EXTRACTOR	EXTRACTOR ANILLO
14	----	4967	OUTIL DIAGNOSTIC INJ. SYNERJECT	TOOL DIAGNOSTIC INJ. SYNERJECT	ÚTIL DIAG. INY. SYNERJECT
15	3785	3785	CLEF A BOUGIE SPECIAL 250/300	SPARK KEY ADAPTETOR	LLAVE BUJÍA
16	2069	2069	OUTIL SPIE SORTIE BOITE 250 END	OIL SEAL EXIT GEAR BOX TOOL 250 END	ÚTIL RETÉN SALIDA CAMBIO 250 END
17	5106	5106	MANUEL DU PROPRIÉTAIRE	OWNER'S MANUAL	MANUAL DE PROPIETARIO
18	0726	0726	TROUSSE OUTILS	TOOLS	RIÑONERA HERRAMIENTAS
19	6267	6267	FAISCEAU SHUNT OUTIL DIAG. KEY LESS	HARNESS SHUNT DIAG. TOOL KEY LESS	SHUNT HERRAMIENTA DIAG. A KEY LESS



created by www.ciandisseny.com

2018

SHERCO
www.sherco.com

SHERCO
Motorcycles



MINERVA OIL

KENNY

Polisport



GALFER

G
GAERNE



ZR
Autoadhesivos